

Firestone

RIDE-RITE APPLICATION GUIDE

VALID FOR 2022 & OLDER VEHICLES

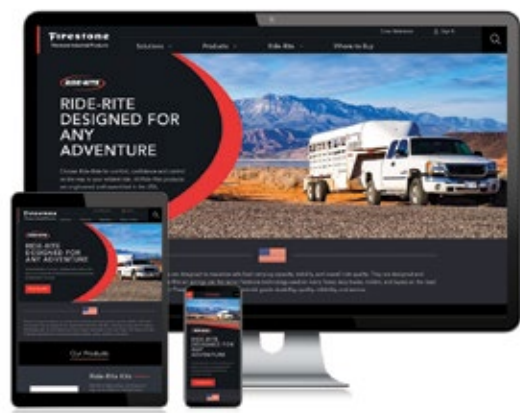


riderite.com



TABLE OF CONTENTS

| | |
|--|-------|
| THE FIRESTONE DIFFERENCE | 3 |
| AIR HELPER SPRINGS | 4 |
| RIDE-RITE™ WIRELESS APP KIT | 5 |
| AIR COMMAND™ SYSTEMS | 6 |
| ALL-IN-ONE KIT APPLICATIONS | 7 |
| LIFTED APPLICATIONS | 8 |
| APPLICATIONS | 9-27 |
| SERVICE AIR SPRINGS & TECH SPECS..... | 28-30 |
| RED SERVICE AIR SPRINGS & TECH SPECS | 31 |
| COIL-RITE™ SERVICE PARTS & TECH SPECS..... | 32-33 |
| AIR ACCESSORY SYSTEMS..... | 34 |
| AIR ACCESSORY MOUNTING KITS..... | 35 |
| CONTROL PANELS..... | 36 |
| AIR COMPRESSORS | 37 |
| SERVICE PARTS..... | 38-40 |
| AIR TANKS | 41-42 |
| WARRANTY GUIDE | 43-46 |
| TECHNICAL TIPS | 47 |
| FREQUENTLY ASKED QUESTIONS | 47 |



For more information:

www.riderite.com

All trademarks are the property of their respective owners. Copyright © 2022 Firestone Industrial Products Company, LLC

BUILT FOR THE PROS

THE FIRESTONE ADVANTAGE

Firestone Ride-Rite™ air springs provide the ultimate comfort, confidence, and control.

ABSORBS EXTREME SHOCK

Capable of withstanding sudden left-to-right or side-to-side changes in suspension travel

AIR-ONLY DESIGN


Smooth ride and high performance, riding on a cushion of air

WORRY-FREE MAINTENANCE

Durable bellow won't rip or pull apart when suspended on a lift

LONG PRODUCT LIFE

Built to last using commercial-grade steel plates with rolled crimp design for a long life under your vehicle



AIR HELPER SPRINGS

THE ORIGINAL

Precision-engineered leveling

Firestone air springs are specifically designed to fit on your vehicle and provide an array of benefits. Use the application guide beginning on page 9 to determine which air spring product is designed for your vehicle. Enjoy easy installation and the smooth ride, improved stability, and safer load-carrying capacity offered by the original air spring.



- Firestone's most popular and comprehensive air spring line
- Maximizes the vehicle's safe load-carrying capacity, stability, ride quality, and brake effectiveness
- Most kits are No-Drill systems that easily install in 1-2 hours
- Supports up to 5,000 lbs per set*



- Control the air pressure in the air springs for varying loads and road conditions
- Spring performance can be altered as easily as inflating a tire
- Made of durable and elastic polyurethane
- Designed to work in temperatures between -40°F (-40°C) and 180°F (82°C)

* Do not exceed the vehicle's recommended gross vehicle weight rating (GVWR).

PUT THE POWER IN YOUR HANDS

Air Command™ brings the controls to your fingertips

Firestone Air Command systems provide an instant air source for air suspension products. Adjust the ride for various load and road conditions with a flip of a switch, a click on a remote, or a tap on your phone. Individual air accessory components are also available, including compressors, air tanks, and mounting solutions.

AIR COMMAND™ APP KIT - 2610

See air accessories chart on page 6

Control your air springs with your phone.

- Easy installation
- Free air pressure control app for iOS and Android
- Mount-anywhere compressor
- 2 Memory presets
- Manual inflation option
- See page 6 for Air Command™ products








INSTANT AIR SPRING CONTROL

Which Air Command™ system is best for you?

Determine which power level is best for your use, then select the control system for the corresponding kit number.

1. POWER



| Kit grade choices | STANDARD DUTY | HEAVY DUTY | EXTREME DUTY |
|----------------------------------|--|---|---|
| Kit description | Best for moderate usage, including towing boats, trailers 20' or smaller, and medium loads | Best for 8-lug trucks, trailers larger than 20', slide-in campers, and heavy loads | Best for Heavy Duty uses, plus off-road tire or truck tire inflation. Includes 2-gallon air tank and 25' air hose |
| Air spring types | Ride-Rite™ & Coil-Rite™ | Ride-Rite™ & RED | Ride-Rite™ & RED |
| Frequency of use and load weight | ● ○ ○ ○ ○ | ● ● ● ○ ○ | ● ● ● ● ● |
| Max PSI | 100 | 150 | 150 |
| Fill time* | 0-30 PSI : 17 sec. 0-60 PSI : 42 sec. | 0-30 PSI : 14 sec. 0-60 PSI : 35 sec. | 0-30 PSI : 7 sec. 0-60 PSI : 18 sec. |
| Compressor included in kit |  9523 |  9499 |  9287 |
| Tank & air hose included in kit | Not included | Not included |  9420  2311 |

2. CONTROL



Single-leveling system choices

Controls both air springs equally.

| | | | |
|--|-------------------------------------|-------------------------------------|-------------------------------------|
| SINGLE ANALOG  | 2158 Mounting Plate: 2497 | 2097 Mounting Plate: 2497 | 2543 Mounting Plate: 2530 |
| SINGLE WIRELESS  | 2610 Mounting Plate: 2612 | 2626 | Not available |



Dual-leveling system choices

Control each air spring independently or equally.

| | | | |
|--|-------------------------------------|-------------------------------------|-------------------------------------|
| DUAL ANALOG  | 2178 Mounting Plate: 2497 | 2219 Mounting Plate: 2497 | 2549 Mounting Plate: 2530 |
|--|-------------------------------------|-------------------------------------|-------------------------------------|



Mounting plate kits make your installation a breeze.
See page 35 to match your selected mounting plate number from above.

* For more details on compressor specs, see chart on page 37.

GET THE COMPLETE PACKAGE

All-In-One kits come conveniently packaged with an helper spring kit and an onboard air compressor system in one box.

- Choose between single path analog or a single path wireless app Air Command system.
- Application coverage for most current 1/2, 3/4 and 1 ton applications.
Recommended: No drill air accessory mounting kit (page 35)

RIDE-RITE™ WIRELESS ALL-IN-ONE KIT

See application guide starting on page 9



Single
Wireless

Wireless
air control
via
application



RIDE-RITE™ ANALOG ALL-IN-ONE KIT

See application guide starting on page 9



Single
Leveling

Analog control with pressure gauge



"GET SOME AIR" HAS A NEW MEANING



6" ≠ 6"
LIFT SPACER

Spacers for your lifted applications


Lift spacers can be used with most Ride-Rite™ air spring kits, but not with Coil-Rite™ kits. The lift spacer needs to match the amount of lift added to the rear of your vehicle. Note that a six-inch lift does not mean you need a six-inch lift spacer!

Most six-inch lifts only have four inches of lift in the rear to level out the truck. This holds true for the shorter lift kits as well. If you are unsure about the spacer needed for your application, visit riderite.com/contact-us for support.

1

Look up your vehicle

firestoneip.com/kit-search



2

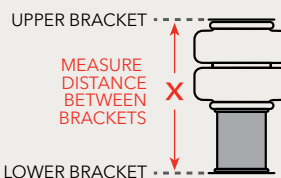
Download install manual and check lower bracket mounting location (axle vs leaf)



3

Take the measurement accordingly on your vehicle

Measure while truck has all four wheels on a flat surface



4

Find the spacer in the table below











LIFT SPACERS*



| DISTANCE BETWEEN BRACKETS | LIFT SPACER HEIGHT | AXLE MOUNT NUMBER** | LEAF MOUNT NUMBER** |
|---------------------------|--------------------|---------------------|---------------------|
| 6.5" - 7.5" | 1.25" | 2536 | 2536 |
| 7.5" - 8.5" | 2" | 2366 | 2366 |
| 8.5" - 9.5" | 3" | 2368 | 2367 |
| 9.5" - 10.5" | 4" | 2371 | 2370 |
| 10.5" - 11.5" | 5" | 2373 | 2370 |
| 11.5" - 12.5" | 6" | 2375 | 2374 |

* May void Firestone warranty if incorrectly installed or wrong spacer is selected.

** Packages of 2.

| Make/Model | In-bed Hitch Compatible | Year | REAR APPLICATIONS | | | | | | FRONT APPLICATIONS | |
|-----------------------------|-------------------------|-------|---|---|---|---|---|---|---|---|
| | | |  |  |  |  |  |  |  |  |
| Acura SUV | | | | | | | | | | |
| MDX | | 05-10 | 4179 | | | | | 2 | 6020 | |
| Audi Cars | | | | | | | | | | |
| A3 | | 10-18 | 4176 | | | | Y | 1 | 6027 | |
| Q3 | | 15-16 | 4176 | | | | Y | 1 | 6027 | |
| Buick Cars / CUV / Van | | | | | | | | | | |
| Century (fwd only) | | 82-96 | -4103- | | | | Y | 1 | 6014 | |
| Electra (not sw) | | 85-96 | 4107 | | | | Y | 1 | 6021 | |
| LeSabre (not sw) (fwd only) | | 00-04 | 4105 | | | | Y | 1 | 6013 | |
| LeSabre FWD | | 86-99 | 4107 | | | | Y | 1 | 6021 | |
| Park Avenue | | 97-05 | 4105 | | | | Y | 1 | 6013 | |
| Park Avenue (not sw) | | 85-96 | 4107 | | | | Y | 1 | 6021 | |
| Regal (rwd only) | | 73-87 | 4114 | | | | Y | 1 | 6008 | |
| Riviera | | 79-85 | -4106- | | | | Y | 1 | 6015 | |
| Terraza | | 05-07 | 4155 | | | | Y | 1 | 6020 | |



For a complete list of applications, please visit www.firestoneip.com/kkit-search

UPGRADE YOUR SET UP

see products on page 6



App
2610



Single Analog
2158



Dual Analog
2178

0000 = Ride-Rite™ 0000 = Coil-Rite™ 0000 = RED Label

sw = Station Wagon

fwd = Front Wheel Drive









rwd = Rear Wheel Drive

Y = Yes


Minimum tire to frame clearance requirements (check both sides): * = 7.50" ** = 3.00" *** = 9.50" += 8.00" ++ = 6.00" +++ = 6.50" -0000- While supplies last # = Use spacer kit 2366 with lifted models ## = Use spacer kit 2366 with Z71 with Trail Boss and High Country

DO NOT EXCEED THE VEHICLE'S RECOMMENDED GROSS VEHICLE WEIGHT RATING (GVWR).
Designed for stock vehicles. Cannot guarantee all fitments and compatibility with all aftermarket products.

APPLICATION GUIDE

| Make/Model | In-bed Hitch Compatible | Year | REAR APPLICATIONS | | | | | | | FRONT APPLICATIONS | | |
|---|-------------------------|-------|---|---|---|---|---|---|---|---|---|------|
| | | |  |  |  |  |  |  |  |  |  | |
| Cadillac Cars / SUVs | | | | | | | | | | | | |
| Coupe Deville, Fleetwood, Sedan Deville, Touring Sedan (fwd only) | | 85-93 | 4107 | | | | | Y | 1 | 6021 | | |
| El Dorado | | 79-85 | -4106- | | | | | Y | 1 | 6015 | | |
| Escalade (2WD, 4WD) (4 door only) | | 99-00 | 2101 | | | | | Y | 2 | 6781 | | |
| Escalade, ESV, EXT (2WD, 4WD) | | 02-20 | 4108 | | | | | Y | 1 | 6003 | | |
| Escalade, ESV, EXT (2WD, 4WD) (with Autoride suspension) | | 15-20 | 4108 | | | | | Y | 1 | 6003 | | |
| Escalade, ESV, EXT (2WD, 4WD) (with Autoride suspension) | | 08-14 | 4186 | | | | | Y | 1 | 6015 | | |
| Seville | | 80-85 | -4106- | | | | | Y | 1 | 6015 | | |
| Chevrolet Cars | | | | | | | | | | | | |
| Aveo | | 10 | -4103- | | | | | Y | 1 | 6014 | | |
| Camaro, Z-28, IROC-Z | | 82-02 | -4103- | | | | | Y | 1 | 6014 | | |
| Celebrity | | 82-90 | -4103- | | | | | Y | 1 | 6014 | | |
| Volt | | 16 | 4176 | | | | | Y | 1 | 6027 | | |
| Volt | | 12-15 | 4118 | | | | | Y | 1 | 6118 | | |
| Chevrolet/GMC Vans | | | | | | | | | | | | |
| G1500 (6 lug nuts, GVWR 7200) | | 03-09 | 2423 | | | | | | 2 | 6868 | | |
| Uplander | | 05-09 | 4155 | | | | | Y | 1 | 6020 | | |
| Chevrolet/GMC SUVs | | | | | | | | | | | | |
| Avalanche 1500 (2WD, 4WD) (with Autoride suspension) | | 11-13 | 4186 | | | | | Y | 1 | 6015 | | |
| Avalanche 1500 (2WD, 4WD) | | 02-13 | 4108 | | | | | Y | | 6003 | | |
| Blazer (2WD only) (full size) | | 73-91 | | | | | | | | | 4100 | 6100 |
| Envoy (2WD, 4WD) (with rear coil springs) | | 02-09 | 4108 | | | | | Y | 1 | 6003 | | |
| Jimmy (2WD only) (full size) | | 73-91 | | | | | | | | | 4100 | 6100 |
| Suburban 1500 (2WD, 4WD) | | 07-20 | 4108 | | | | | Y | 1 | 6003 | | |

UPGRADE YOUR SET UP
see products on page 6



App
2610



Single Analog
2158



Dual Analog
2178

0000 = Ride-Rite™ 0000 = Coil-Rite™ 0000 = RED Label










sw = Station Wagon

fwd = Front Wheel Drive

rwd = Rear Wheel Drive

Y = Yes










APPLICATION GUIDE

| Make/Model | In-bed Hitch Compatible | Year | REAR APPLICATIONS | | | | | | | FRONT APPLICATIONS | |
|---|-------------------------|-------|--|---|---|---|--|--|--|---|--|
| | | |  Rear Kit |  RED Label |  All-In-One Wireless |  All-In-One Analog |  No Drill |  Time (hours) |  Replacement Air Spring |  Front Kit |  Replacement Air Spring |
| Suburban 1500 (2WD, 4WD) (with Autoride suspension) | | 15-20 | 4108 | | | | Y | 1 | 6003 | | |
| Suburban 1500 (2WD, 4WD) (with Autoride suspension) | | 08-14 | 4186 | | | | Y | 1 | 6015 | | |
| Suburban 1500 (2WD, 4WD) | | 00-06 | 4108 | | | | Y | 1 | 6003 | | |
| Suburban 1500 (2WD, 4WD) | | 92-99 | 2101 | | | | | 2 | 6781 | | |
| Suburban 1500 (2WD only) | | 73-91 | | | | | | | | 4100 | 6100 |
| Suburban 2500 (2WD, 4WD) | | 92-99 | 2101 | | | | | 2 | 6781 | | |
| Suburban 2500 (2WD only) | | 73-91 | | | | | | | | 4100 | 6100 |
| Tahoe (2WD, 4WD) | | 00-20 | 4108 | | | | Y | 1 | 6003 | | |
| Tahoe (2WD, 4WD) (with Autoride suspension) | | 15-20 | 4108 | | | | Y | 1 | 6003 | | |
| Tahoe (2WD, 4WD) (with Autoride suspension) | | 08-14 | 4186 | | | | Y | 1 | 6015 | | |
| Police Tahoe (2WD, 4WD) | | 07-21 | 4147 | | | | Y | 1 | 6024 | | |
| Tahoe (2WD, 4WD) (4-door only) | | 95-99 | 2101 | | | | | 2 | 6781 | | |
| Trailblazer (2WD, 4WD) | | 02-09 | 4108 | | | | Y | 1 | 6003 | | |
| Yukon 1500 (2WD, 4WD) | | 07-20 | 4108 | | | | Y | 1 | 6003 | | |
| Yukon 1500 (2WD, 4WD) (with Autoride suspension) | | 15-20 | 4108 | | | | Y | 1 | 6003 | | |
| Yukon 1500 (2WD, 4WD) (with Autoride suspension) | | 08-14 | 4186 | | | | Y | 1 | 6015 | | |
| Yukon 1500 (2WD, 4WD) | | 00-06 | 4108 | | | | Y | 1 | 6003 | | |
| Yukon 1500 (2WD, 4WD) (4-door only) | | 95-99 | 2101 | | | | | 2 | 6781 | | |
| Yukon 2500 (2WD, 4WD) (4-door only) | | 95-99 | 2101 | | | | | 2 | 6781 | | |
| Chevrolet/GMC Pickup Trucks | | | | | | | | | | | |
| Colorado, Canyon (2WD, 4WD) (Not ZR2) | | 15-22 | 2587 | | | | Y | 1.5 | 9001 | | |
| Colorado, Canyon (2WD, 4WD) (not factory lowered ZQ8) | | 04-12 | 2384 | | | | Y | 1.5 | 6397 | | |

Minimum tire to frame clearance requirements (check both sides): * = 7.50" ** = 3.00" *** = 9.50" + = 8.00" ++ = 6.00" +++ = 6.50"
 -0000- While supplies last # = Use spacer kit 2366 with lifted models ## = Use spacer kit 2366 with Z71 with Trail Boss and High Country

DO NOT EXCEED THE VEHICLE'S RECOMMENDED GROSS VEHICLE WEIGHT RATING (GVWR).
 Designed for stock vehicles. Cannot guarantee all fitments and compatibility with all aftermarket products.

APPLICATION GUIDE

| Make/Model | In-bed Hitch Compatible | Year | REAR APPLICATIONS | | | | | | | FRONT APPLICATIONS | |
|---|-------------------------|-------|---|---|---|---|---|---|---|---|---|
| | | |  |  |  |  |  |  |  |  |  |
| Silverado, Sierra 1500 Pickup Truck | | | | | | | | | | | |
| Silverado, Sierra 1500 (2WD, 4WD) (not LD or Limited models) | | 19-22 | 2609 ## | | 2844 | 2843 | Y | 1 | 6397 | | |
| Silverado, Sierra 1500 (2WD, 4WD) (not High Country and Denali model 15+) | | 07-18 | 2430 | | | | Y | 1 | 6397 | | |
| Silverado Classic, Sierra Classic 1500 (2WD, 4WD) | | 07 | 2320 ++ | | | | | 2 | 9000 | | |
| Silverado, Sierra 1500 (2WD, 4WD) (not HD) | | 99-06 | 2320 ++ | | | | | 2 | 9000 | | |
| Silverado, Sierra 1500HD (2WD, 4WD) (not Quad-Steer) | Y | 05-06 | 2190 | | | | | 2 | 6781 | | |
| Silverado, Sierra 1500HD (2WD, 4WD) (not Quad-Steer) | Y | 01-03 | 2190 | | | | | 2 | 6781 | | |
| C & K1500 (2WD, 4WD) | | 88-98 | 2025 | | | | | 2 | 6781 | | |
| C & R 10, 1500 (2WD only) | | 73-87 | 2071 * | | | | | 2 | 6781 | 4100 | 6100 |
| Silverado, Sierra 2500 Pickup Truck | | | | | | | | | | | |
| Silverado, Sierra 2500HD (2WD, 4WD) | Y | 11-22 | 2613 | 2709 | 2860 | 2825 | Y | 1.5 2.5 | 6401 8401 | | |
| Silverado, Sierra 2500HD (2WD, 4WD) | Y | 01-10 | 2250 | 2700 | 2850 | 2809 | Y | 1.5 2.5 | 6781 8781 | | |
| Silverado, Sierra C2500 (2WD only) (not HD) | Y | 99-05 | 2190 | | | | | 2 | 6781 | | |
| Silverado, Sierra C2500 (4WD only) (not HD) | Y | 99-05 | 2190 | | | | | 2 | 6781 | | |
| C & K2500 (2WD, 4WD) (with rear drum brakes) | Y | 99-00 | 2025 | | | | | 2 | 6781 | | |
| C & K2500 (2WD, 4WD) | Y | 88-98 | 2025 | | | | | 2 | 6781 | | |
| C & R20, C & R2500 (2WD only) | | 73-87 | 2071 * | | | | | 2 | 6781 | 4100 | 6100 |
| Silverado, Sierra 3500 Pickup Truck | | | | | | | | | | | |
| Silverado, Sierra 3500HD (2WD, 4WD) | Y | 11-22 | 2613 | 2709 | 2860 | 2825 | Y | 1.5 2.5 | 6401 8401 | | |
| Silverado, Sierra 3500HD (2WD,4WD) | Y | 01-10 | 2250 | 2700 | 2850 | 2809 | Y | 1.5 2.5 | 6781 8781 | | |
| C & K3500 (2WD, 4WD) | Y | 88-00 | 2025 | | | | | 2 | 6781 | | |
| C & R30, C & R3500 (2WD only) | | 73-87 | 2071 * | | | | | 2 | 6781 | | |
| C30 (2WD only) | | 67-87 | 2071 * | | | | | 2 | 6781 | 4100 | 6100 |

UPGRADE YOUR SET UP
see products on page 6



App
2610



Single Analog
2158



Dual Analog
2178










0000 = Ride-Rite™ 0000 = Coil-Rite™ 0000 = RED Label

sw = Station Wagon

fwd = Front Wheel Drive

rwd = Rear Wheel Drive










Y = Yes

| Make/Model | In-bed Hitch Compatible | Year | REAR APPLICATIONS | | | | | | | FRONT APPLICATIONS | |
|---|-------------------------|-------|---|---|---|---|---|---|---|---|---|
| | | |  |  |  |  |  |  |  |  |  |
| Chevrolet/GMC Commercial Vehicles (vehicles without factory bed) | | | | | | | | | | | |
| C2500HD, C3500HD (2WD, 4WD) | | 12-22 | | 2715 | | | Y | 1.5 | 8401 | | |
| C2500HD, C3500HD (2WD, 4WD) | | 01-10 | 2249 | | | | Y | 1.5 | 6781 | | |
| 4500HD/5500HD | | 20-22 | | 2711 | | | Y | 1.5 | 8401 | | |
| Chevrolet/GMC Motorhomes Class "C" Vans | | | | | | | | | | | |
| G3500, G4500 (with dual rear wheels) | | 13-22 | 2557 | | | | Y | 2 | 6766 | | |
| G30, G3500 | | 70-95 | | | | | | | | 4100 | 6100 |
| Chevrolet/GMC Motorhomes Class "A" & Step Vans | | | | | | | | | | | |
| GP30 HD (cutaway) (10,500 to 12,300 GVWR) | | 93-96 | | | | | | | | 4100 | 6100 |
| GP30 HD (cutaway) (14,500 GVWR) | | 93-96 | | | | | | | | 4100 | 6100 |
| P30 (10,500 to 12,800 GVWR) (with jounce bumpers mounted at bottom of frame rails) | | 93-96 | | | | | | | | 4100 | 6100 |
| P30 (14,500 to 17,000 GVWR) (with jounce bumpers mounted above leaf springs) | | 93-99 | | | | | | | | 4100 | 6100 |
| P30 (with jounce bumpers mounted at bottom of frame rails) | | 63-92 | | | | | | | | 4100 | 6100 |
| Chrysler Cars / Vans / SUV | | | | | | | | | | | |
| Imperial, New Yorker 5th Ave. Landau and Salon | | 90-94 | 4105 | | | | Y | 1 | 6013 | | |
| Le Baron, GTS, TC By Maserati | | 82-95 | 4105 | | | | Y | 1 | 6013 | | |
| New Yorker | | 84-89 | 4105 | | | | Y | 1 | 6013 | | |
| Town and Country | | 08-16 | 4169 | | | | | 1 | 6013 | | |
| Town and Country (sw only) | | 84-89 | 4105 | | | | Y | 1 | 6013 | | |
| Dodge Cars | | | | | | | | | | | |
| 400, 600, Lancer, Daytona | | 82-94 | 4105 | | | | Y | 1 | 6013 | | |
| Aries | | 81-89 | 4105 | | | | Y | 1 | 6013 | | |
| Dynasty, Spirit | | 90-94 | 4105 | | | | Y | 1 | 6013 | | |
| Shadow | | 87-94 | 4105 | | | | Y | 1 | 6013 | | |

Minimum tire to frame clearance requirements (check both sides): * = 7.50" ** = 3.00" *** = 9.50" + = 8.00" ++ = 6.00" +++ = 6.50"
 -0000- While supplies last # = Use spacer kit 2366 with lifted models ## = Use spacer kit 2366 with Z71 with Trail Boss and High Country

DO NOT EXCEED THE VEHICLE'S RECOMMENDED GROSS VEHICLE WEIGHT RATING (GVWR).
 Designed for stock vehicles. Cannot guarantee all fitments and compatibility with all aftermarket products.

APPLICATION GUIDE

| Make/Model | In-bed Hitch Compatible | Year | REAR APPLICATIONS | | | | | | | FRONT APPLICATIONS | |
|---|-------------------------|-------|---|---|---|---|---|---|---|---|---|
| | | |  |  |  |  |  |  |  |  |  |
| Dodge Vans | | | | | | | | | | | |
| Caravan, Grand Caravan | | 08-17 | 4169 | | | | | 1 | 6013 | | |
| Dodge SUV | | | | | | | | | | | |
| Durango (2WD, 4WD) | | 04-09 | 4152 | | | | Y | 1 | 6009 | | |
| Durango (2WD, 4WD) | | 12 | -4191- | | | | Y | 1 | 6009 | | |
| Dodge 1500 Pickup Truck (for Ram trucks after 2009 see Ram listing) | | | | | | | | | | | |
| Ram 1500 (2WD, 4WD) | Y | 09 | 2595 | | | | Y | 1.5 | 9047 | | |
| Ram 1500 (2WD, 4WD) | Y | 09 | 4185 | | | | Y | 1 | 6133 | | |
| Ram 1500 (2WD, 4WD) | | 02-08 | 2286 | | | | Y | 1.5 | 6781 | | |
| Ram 1500 Mega Cab (2WD, 4WD) | Y | 06-08 | 2299 | | 2848 | 2805 | Y | 1.5 2.5 | 6401 | | |
| Ram 1500 (2WD, 4WD) | | 94-01 | 2071 * | | | | | 2 | 6781 | | |
| D & W 100, 150, Ram 1500 (2WD, 4WD) | | 69-93 | 2071 * | | | | | 2 | 6781 | | |
| Dodge 2500 Pickup Truck (for Ram trucks after 2009 see Ram listing) | | | | | | | | | | | |
| Ram 2500 (2WD only) | Y | 03-09 | 2299 | 2701 | 2848 | 2805 | Y | 1.5 2.5 | 6401 8401 | | |
| Ram 2500 (4WD only) | Y | 03-09 | 2299 | 2701 | 2848 | 2805 | Y | 1.5 2.5 | 6401 8401 | | |
| Ram 2500 (2WD only) | | 94-02 | 2071 * | | | | | 2 | 6781 | | |
| Ram 2500 (4WD only) | | 94-02 | 2071 * | | | | | 2 | 6781 | | |
| Ram 2500 (2WD, 4WD) (with contact overload springs) | Y | 94-98 | 2220 | | | | Y | 2 | 6781 | | |
| D & W 200, 250, Ram 2500 (2WD, 4WD) | | 69-93 | 2071 * | | | | | 2 | 6781 | | |
| Dodge 3500 Pickup Truck (for Ram trucks after 2009 see Ram listing) | | | | | | | | | | | |
| Ram 3500 (2WD only) | Y | 03-09 | 2299 | 2701 | 2848 | 2805 | Y | 1.5 2.5 | 6401 8401 | | |
| Ram 3500 (4WD only) | Y | 03-09 | 2299 | 2701 | 2848 | 2805 | Y | 1.5 2.5 | 6401 8401 | | |
| Ram 3500 (2WD, 4WD) | | 94-02 | 2071 * | | | | | 2 | 6781 | | |
| D & W 300, 350, Ram 3500 (2WD, 4WD) | | 69-93 | 2071 * | | | | | 2 | 6781 | | |

UPGRADE YOUR SET UP
see products on page 6



App
2610



Single Analog
2158



Dual Analog
2178










0000 = Ride-Rite™ 0000 = Coil-Rite™ 0000 = RED Label

sw = Station Wagon

fwd = Front Wheel Drive

rwd = Rear Wheel Drive










Y = Yes

| Make/Model | In-bed Hitch Compatible | Year | REAR APPLICATIONS | | | | | | | FRONT APPLICATIONS | |
|---|-------------------------|-------|---|---|---|---|---|---|---|---|---|
| | | |  |  |  |  |  |  |  |  |  |
| Dodge Commercial Vehicles (vehicles without factory bed) (for Ram trucks after 2009 please see Ram listing) | | | | | | | | | | | |
| Ram 3500HD (2WD, 4WD) | | 07-09 | 2478 + | | | | | 2 | 6781 | | |
| Ram 4500, 5500 (2WD, 4WD) (requires 2" clearance above frame) | | 07-09 | 2404 *** | | | | | 2 | 7714 | | |
| Ram 2500 (2WD, 4WD) (not dually, with box delete) | Y | 04-08 | 2299 | 2701 | 2848 | 2805 | Y | 1.5 2.5 | 6401 8401 | | |
| Ram 3500 (4WD only) (dually only, with box delete) | Y | 06-09 | 2299 | 2701 | 2848 | 2805 | Y | 1.5 2.5 | 6401 8401 | | |
| D3500, W3500 (2WD, 4WD) (cab & chassis) | Y | 94-02 | 2220 | | | | Y | 2 | 6781 | | |
| Ford Cars | | | | | | | | | | | |
| Country Squire | | 83-97 | 4108 | | | | Y | 1 | 6003 | | |
| Crown Victoria (with rear coil springs) | | 98-08 | 4107 | | | | Y | 1 | 6021 | | |
| Crown Victoria | | 83-97 | 4108 | | | | Y | 1 | 6003 | | |
| Fusion | | 06-12 | 4169 | | | | | 1.5 | 6013 | | |
| LTD | | 83-86 | -4103- | | | | Y | 1 | 6014 | | |
| Mustang | | 79-03 | -4103- | | | | Y | 1 | 6014 | | |
| Taurus (sw only) | | 86-98 | 4105 | | | | Y | 1 | 6013 | | |
| Thunderbird | | 92-97 | 4105 | | | | Y | 1 | 6013 | | |
| Thunderbird | | 80-88 | -4106- | | | | Y | 1 | 6015 | | |
| Ford Vans | | | | | | | | | | | |
| Windstar | | 98-03 | -4106- | | | | Y | 1 | 6015 | | |
| E150 | | 75-14 | | | | | | | | 4101 | 6102 |
| E100, E150 (may require tailpipe modification) | | 75-91 | -2032- | | | | Y | 1.5 | 6859 | 4101 | 6102 |
| E250 | | 98-14 | | | | | | | | 4101 | 6102 |
| E250 (may require tailpipe modification) | | 75-91 | -2032- | | | | Y | 1.5 | 6859 | 4101 | 6102 |
| E350 (with single rear wheels) | | 98-14 | | | | | | | | 4101 | 6102 |
| E350 (may require tailpipe modification) | | 75-91 | -2032- | | | | Y | 1.5 | 6859 | 4101 | 6102 |


Minimum tire to frame clearance requirements (check both sides): * = 7.50" ** = 3.00" *** = 9.50" + = 8.00" ++ = 6.00" +++ = 6.50"
 -0000- While supplies last # = Use spacer kit 2366 with lifted models ## = Use spacer kit 2366 with Z71 with Trail Boss and High Country

DO NOT EXCEED THE VEHICLE'S RECOMMENDED GROSS VEHICLE WEIGHT RATING (GVWR).
 Designed for stock vehicles. Cannot guarantee all fitments and compatibility with all aftermarket products.

APPLICATION GUIDE

| Make/Model | In-bed Hitch Compatible | Year | REAR APPLICATIONS | | | | | | | FRONT APPLICATIONS | |
|--|-------------------------|-------|--|---|---|---|--|--|--|---|--|
| | | |  Rear Kit |  RED Label |  All-In-One Wireless |  All-In-One Analog |  No Drill |  Time (hours) |  Replacement Air Spring |  Front Kit |  Replacement Air Spring |
| Transit 250 (SRW only) | | 13-21 | 2621 | | | | X | 2 | 6784 | | |
| Transit 350 (SRW only) | | 13-21 | 2621 | | | | X | 2 | 6784 | | |
| Transit 350 (DRW only) | | 13-21 | 2603 | | | | | 2 | 6781 | | |
| Ford SUVs | | | | | | | | | | | |
| Bronco (4WD only) (full size) | | 90-96 | 2071 * | | | | | 2 | 6781 | 4102 | 6111 |
| Bronco (2WD, 4WD) | | 80-90 | | | | | | | | 4102 | 6111 |
| Excursion (2WD only) | | 00-06 | 2255 | | | | Y | 2 | 6781 | | |
| Excursion (4WD only) | | 00-06 | 2251 | | | | Y | 2 | 6781 | | |
| Expedition (2WD, 4WD) (with rear coil springs) | | 97-02 | 4134 | | | | Y | 1 | 6022 | | |
| Ford Pickup Trucks | | | | | | | | | | | |
| Ranger | | 19-21 | 2614 | | | | | 2 | 6766 | | |
| F100 (2WD, 4WD) | | 68-79 | 2071 * | | | | | 2 | 6781 | 4102 | 6111 |
| F150 Pickup Truck | | | | | | | | | | | |
| F150 (2WD, 4WD) (Not Raptor) | | 15-22 | 2582 + | | 2834 | 2833 | Y | 1.5 | 6781 | | |
| F150 (2WD, 4WD) (Not Raptor or FX2) | | 09-14 | 2525 + | | | | Y | 1.5 | 6781 | | |
| F150 (2WD, 4WD) (with B&W hitch only) | Y | 09-14 | 2542 + | | | | Y | 1.5 | 6781 | | |
| F150 Raptor (4WD only) | | 09-14 | 2565 + | | | | Y | 1.5 | 9055 | | |
| F150 (2WD, 4WD) (not FX2) | | 04-08 | 2350 # | | | | Y | 1.5 | 6397 | | |
| F150, F150 Heritage (2WD, 4WD) | | 97-04 | 2320 ++ | | | | | 2 | 9000 | | |
| F150 (2WD, 4WD) | | 68-96 | 2071 * | | | | | 2 | 6781 | 4102 | 6111 |
| F250 Pickup Truck | | | | | | | | | | | |
| F250 Under 8500 GVWR (2WD, 4WD) | | 97-03 | 2320 ++ | | | | | 2 | 9000 | | |
| F250 Under 8500 GVWR (2WD only) | | 69-96 | 2071 * | | | | | 2 | 6781 | 4101 | 6102 |
| F250 Under 8500 GVWR (4WD only) | | 69-96 | 2071 * | | | | | 2 | 6781 | | |

UPGRADE YOUR SET UP
see products on page 6



App
2610



Single Analog
2158



Dual Analog
2178

0000 = Ride-Rite™ 0000 = Coil-Rite™ 0000 = RED Label










sw = Station Wagon

fwd = Front Wheel Drive

rwd = Rear Wheel Drive










Y = Yes

APPLICATION GUIDE

| Make/Model | In-bed Hitch Compatible | Year | REAR APPLICATIONS | | | | | | | FRONT APPLICATIONS | |
|---|-------------------------|-------|---|---|---|---|---|---|---|---|---|
| | | |  |  |  |  |  |  |  |  |  |
| F250 (2WD only) | Y | 17-22 | 2600 * | | | | Y | 1.5 | 6781 | | |
| F250 (2WD only) | Y | 11-16 | 2597 | 2703 | 2852 | 2803 | Y | 2 2.5 | 6401 8401 | 4101 | 6102 |
| F250 (2WD only) | Y | 08-10 | 2550 | | 2846 | 2801 | Y | 1.5 2.5 | 6401 | 4101 | 6102 |
| F250 (2WD only) | Y | 05-07 | 2398 | | | | | 2 | 6401 | 4101 | 6102 |
| F250 Over 8500 GVWR (2WD only) | Y | 99-04 | 2550 | | 2846 | 2801 | Y | 1.5 2.5 | 6401 | 4101 | 6102 |
| F250 Over 8500 GVWR (2WD only) | | 84-98 | 2071 * | | | | | 2 | 6781 | 4101 | 6102 |
| F250 Over 8500 GVWR (2WD only) | | 69-83 | 2071 * | | | | | 2 | 6781 | | |
| F250 (SRW Only) (4WD only) | Y | 17-22 | 2625 | 2716 | 2854 | 2845 | Y | 1.5 2.5 | 6397 8397 | 4160 | 6125 |
| F250 (4WD only) | Y | 11-16 | 2597 | 2703 | 2852 | 2803 | Y | 2 2.5 | 6401 8401 | 4160 | 6125 |
| F250 (4WD only) | Y | 08-10 | 2550 | | 2845 | 2801 | Y | 1.5 2.5 | 6401 | 4160 | 6125 |
| F250 (4WD only) | Y | 05-07 | 2400 | | | | Y | 1.5 | 6401 | 4160 | 6125 |
| F250 Over 8500 GVWR (4WD only) | Y | 99-04 | 2550 | | 2846 | 2801 | Y | 1.5 2.5 | 6401 | 2223 | 6762 |
| F250 Over 8500 GVWR (4WD only) | | 84-04 | 2071 * | | | | | 2 | 6781 | 2223 | 6762 |
| F250 Over 8500 GVWR (4WD only) | | 69-83 | 2071 * | | | | | 2 | 6781 | | |
| F350 Pickup Truck | | | | | | | | | | | |
| F350 (2WD only) | Y | 17-22 | 2600 * | | | | Y | 1.5 | 6781 | | |
| F350 (2WD only) (not V10 gas w/extended cab and 8' bed) | Y | 11-16 | 2597 | 2703 | 2852 | 2803 | Y | 2 2.5 | 6401 8401 | 4101 | 6102 |
| F350 (2WD only) | Y | 08-10 | 2550 | | 2846 | 2801 | Y | 1.5 2.5 | 6401 | 4101 | 6102 |
| F350 (2WD only) | Y | 06-07 | 2398 | | | | Y | 1.5 | 6401 | 4101 | 6102 |
| F350 (2WD only) | Y | 05 | 2398 | | | | Y | 1.5 | 6401 | 4160 | 6125 |
| F350 (2WD only) (not V10 gas w/extended cab and 8' bed) | Y | 99-04 | 2550 | | 2846 | 2801 | Y | 1.5 2.5 | 6401 | 4101 | 6102 |
| F350 (2WD only) | | 70-98 | 2071 * | | | | | 2 | 6781 | 4101 | 6102 |
| F350 (2WD only) | | 63-69 | 2071 * | | | | | 2 | 6781 | | |
| F350 (4WD only) | Y | 17-22 | 2625 | 2716 | 2854 | 2845 | Y | 1.5 2.5 | 6397 8397 | 4160 | 6125 |

Minimum tire to frame clearance requirements (check both sides): * = 7.50" ** = 3.00" *** = 9.50" + = 8.00" ++ = 6.00" +++ = 6.50"
 -0000- While supplies last # = Use spacer kit 2366 with lifted models ## = Use spacer kit 2366 with Z71 with Trail Boss and High Country
DO NOT EXCEED THE VEHICLE'S RECOMMENDED GROSS VEHICLE WEIGHT RATING (GVWR).
 Designed for stock vehicles. Cannot guarantee all fitments and compatibility with all aftermarket products.

APPLICATION GUIDE

| Make/Model | In-bed Hitch Compatible | Year | REAR APPLICATIONS | | | | | | | FRONT APPLICATIONS | |
|---|-------------------------|-------|--|---|---|---|--|--|--|---|--|
| | | |  Rear Kit |  RED Label |  All-In-One Wireless |  All-In-One Analog |  No Drill |  Time (hours) |  Replacement Air Spring |  Front Kit |  Replacement Air Spring |
| F350 (4WD only) | Y | 11-16 | 2597 | 2703 | 2852 | 2803 | Y | 2 2.5 | 6401 8401 | 4160 | 6125 |
| F350 (4WD only) | Y | 08-10 | 2550 | | 2846 | 2801 | Y | 1.5 2.5 | 6401 | 4160 | 6125 |
| F350 (4WD only) | Y | 05-07 | 2400 | | | | Y | 1.5 | 6401 | 4160 | 6125 |
| F350 (4WD only) | Y | 99-04 | 2550 | | 2846 | 2801 | Y | 1.5 2.5 | 6401 | 2223 | 6762 |
| F350 (4WD only) | | 84-98 | 2071 * | | | | | 2 | 6781 | 2223 | 6762 |
| F350 (4WD only) | | 63-83 | 2071 * | | | | | 2 | 6781 | | |
| F450 Pickup Truck | | | | | | | | | | | |
| F450 (2WD only) | Y | 17-22 | 2625 | 2716 | 2856 | 2845 | Y | 1.5 2.5 | 6397 8397 | | |
| F450 (2WD only) | Y | 14-16 | 2583 | | | | Y | 1.5 | 7701 | 4101 | 6102 |
| F450 (2WD only) | Y | 11-13 | 2597 | 2703 | 2852 | 2803 | Y | 2 2.5 | 6401 8401 | 4101 | 6102 |
| F450 (2WD only) | Y | 08-10 | 2446 | | | | | 2 | 7701 | 4101 | 6102 |
| F450 (4WD only) | Y | 17-22 | 2625 | 2716 | 2856 | 2845 | Y | 1.5 2.5 | 6397 8397 | 4160 | 6025 |
| F450 (4WD only) | Y | 14-16 | 2583 | | | | Y | 1.5 | 7701 | 4160 | 6025 |
| F450 (4WD only) | Y | 11-13 | 2597 | 2703 | 2852 | 2803 | Y | 2 2.5 | 6401 8401 | 4160 | 6025 |
| F450 (4WD only) | Y | 08-10 | 2446 | | | | | 2 | 7701 | 4160 | 6025 |
| Ford Commercial Vehicles (vehicles without factory bed) | | | | | | | | | | | |
| E250 (cutaway) | | 07-08 | 2061 | | | | Y | 1.5 | 6764 | 4101 | 6102 |
| E350 (with dual rear wheels) | | 92-22 | 2061 | | | | Y | 1.5 | 6764 | 4101 | 6102 |
| E450 | | 08-22 | 2622 | | | | Y | 1.5 | 6397 | 4101 | 6102 |
| E450 | | 96-07 | -2377- | | | | Y | 1.5 | 6397 | 4101 | 6102 |
| E450 (requires 2" clearance above frame) | | 96-22 | 2153 + | | | | | 2 | 6781 | 4101 | 6102 |
| F350 (2WD, 4WD) | | 17-20 | 2176 * | | | | | 2 | 6781 | 4160 | 6125 |
| F350 (2WD, 4WD) | | 05-08 | 2176 * | | | | | 2 | 6781 | 4160 | 6125 |

UPGRADE YOUR SET UP
see products on page 6



App
2610



Single Analog
2158



Dual Analog
2178










0000 = Ride-Rite™ 0000 = Coil-Rite™ 0000 = RED Label

sw = Station Wagon

fwd = Front Wheel Drive

rwd = Rear Wheel Drive










Y = Yes

| Make/Model | In-bed Hitch Compatible | Year | REAR APPLICATIONS | | | | | | | FRONT APPLICATIONS | |
|---|-------------------------|-------|---|---|---|---|---|---|---|---|---|
| | | |  |  |  |  |  |  |  |  |  |
| F350 (2WD only) | | 99-04 | 2176 * | | | | | 2 | 6781 | 4101 | 6102 |
| F350 (4WD only) | | 99-04 | 2176 * | | | | | 2 | 6781 | 2223 | 6762 |
| F450 (2WD, 4WD) | | 05-22 | 2176 * | | | | | 2 | 6781 | 4160 | 6125 |
| F450 (2WD, 4WD) | | 99-04 | 2176 * | | | | | 2 | 6781 | | |
| F550 (2WD, 4WD) (requires 2" clearance above frame) | | 05-22 | 2404 *** | | | | | 2 | 7714 | 4160 | 6125 |
| F550 (2WD, 4WD) (requires 2" clearance above frame) | | 99-04 | 2404 *** | | | | | 2 | 7714 | | |
| F59 | | 11-12 | 2170 + | | | | | 2 | 6781 | 2070 | 6859 |
| Transit 250 (SRW only) | | 13-22 | 2621 | | | | X | 2 | 6784 | | |
| Transit 350 (SRW only) | | 13-22 | 2621 | | | | X | 2 | 6784 | | |
| Transit 350 (DRW only) | | 13-22 | 2603 | | | | X | 2 | 6781 | | |
| Ford Motorhomes Class "C" Vans | | | | | | | | | | | |
| E350 (with dual rear wheels) | | 92-22 | 2061 | | | | Y | 1.5 | 6764 | 4101 | 6102 |
| E450 | | 08-22 | 2622 | | | | Y | 1.5 | 6397 | 4101 | 6102 |
| E450 | | 96-07 | -2377- | | | | Y | 1.5 | 6397 | 4101 | 6102 |
| E450 (requires 2" clearance above frame) | | 96-22 | 2153 + | | | | | 2 | 6781 | 4101 | 6102 |
| Transit 250 (SRW only) | | 13-22 | 2621 | | | | X | 2 | 6784 | | |
| Transit 350 (SRW only) | | 13-22 | 2621 | | | | X | 2 | 6784 | | |
| Transit 350 (DRW only) | | 13-22 | 2603 | | | | X | 2 | 6781 | | |
| Ford Motorhomes Class "A" | | | | | | | | | | | |
| E33 (with front coil springs) | | 92-96 | 2061 | | | | Y | 1.5 | 6764 | 4101 | 6102 |
| E33 (with front coil springs) | | 86-91 | -2032- | | | | Y | 1.5 | 6859 | 4101 | 6102 |
| F53 (16,000 to 22,000 GVWR) (not Thor m/h for rear kit) | | 08-12 | 2170 + | | | | | 2 | 6781 | | |
| F53 (16,000 to 22,000 GVWR) (not Thor m/h for rear kit) | | 99-07 | 2170 + | | | | | 2 | 6781 | 2070 | 0335 |
| F53 | | 90-98 | | | | | | | | 2070 | 0335 |

Minimum tire to frame clearance requirements (check both sides): * = 7.50" ** = 3.00" *** = 9.50" + = 8.00" ++ = 6.00" +++ = 6.50" -0000- While supplies last # = Use spacer kit 2366 with lifted models ## = Use spacer kit 2366 with Z71 with Trail Boss and High Country

DO NOT EXCEED THE VEHICLE'S RECOMMENDED GROSS VEHICLE WEIGHT RATING (GVWR).
Designed for stock vehicles. Cannot guarantee all fitments and compatibility with all aftermarket products.

APPLICATION GUIDE

| Make/Model | In-bed Hitch Compatible | Year | REAR APPLICATIONS | | | | | | FRONT APPLICATIONS | | |
|--|-------------------------|-------|--|---|---|---|--|--|--|---|--|
| | | |  Rear Kit |  RED Label |  All-In-One Wireless |  All-In-One Analog |  No Drill |  Time (hours) |  Replacement Air Spring |  Front Kit |  Replacement Air Spring |
| Freightliner / Oshkosh / John Deere Motorhomes Class "A" | | | | | | | | | | | |
| "M" and "X" chassis (not XC21) (below 22,000 GVWR) | | 94-98 | 2071 * | | | | | 2 | 6781 | | |
| Honda Cars / Vans / SUVs | | | | | | | | | | | |
| Odyssey | | 05-10 | 4179 | | | | | 1.5 | 6020 | | |
| Odyssey | | 99-04 | 4138 | | | | | 1.5 | 6017 | | |
| Passport (2WD, 4WD) | | 98-02 | 4136 | | | | | Y | 1 | 6014 | |
| Pilot | | 05-10 | 4179 | | | | | 1.5 | 6020 | | |
| Pilot | | 03-04 | 4138 | | | | | Y | 1 | 6017 | |
| HUMMER SUVs | | | | | | | | | | | |
| H2, H2 SUT (with rear coil springs) | | 03-09 | 4108 | | | | | Y | 1 | 6003 | |
| Hyundai Car / Van / SUVs | | | | | | | | | | | |
| Accent | | 07-12 | 4136 | | | | | Y | 1 | 6014 | |
| Entourage | | 07-09 | 4138 | | | | | 1.5 | 6017 | | |
| Santa Fe, Santa Fe Sport | | 07-16 | 4170 | | | | | 1.5 | 6117 | | |
| Tucson | | 16-19 | 4176 | | | | | Y | 1 | 6027 | |
| Veracruz | | 07-12 | 4170 | | | | | 1 | 6117 | | |
| International Commercial Vehicles | | | | | | | | | | | |
| CV Series | | 20-22 | | 2711 | | | | Y | 1.5 | 8401 | |
| Infiniti SUVs | | | | | | | | | | | |
| FX45 (2WD, 4WD) | | 03-08 | 4118 | | | | | Y | 1 | 6118 | |
| QX56 | | 05-09 | 4150 | | | | | Y | 1 | 6023 | |
| QX80 | | 16-22 | 4164 | | | | | Y | 1 | 6009 | |

UPGRADE YOUR SET UP
see products on page 6



App
2610



Single Analog
2158



Dual Analog
2178










0000 = Ride-Rite™ 0000 = Coil-Rite™ 0000 = RED Label

sw = Station Wagon

fwd = Front Wheel Drive










rwd = Rear Wheel Drive

Y = Yes


| Make/Model | In-bed Hitch Compatible | Year | REAR APPLICATIONS | | | | | | | FRONT APPLICATIONS | |
|--|-------------------------|-------|---|---|---|---|---|---|---|---|---|
| | | |  |  |  |  |  |  |  |  |  |
| Isuzu SUVs / Truck | | | | | | | | | | | |
| 290i, 370i (2WD, 4WD) | | 06-09 | 2384 | | | | Y | 1.5 | 6397 | | |
| Amigo | | 98-00 | 4103 | | | | Y | 1 | 6014 | | |
| Axiom | | 02-03 | 4136 | | | | Y | 1 | 6014 | | |
| Rodeo, Rodeo Sport | | 98-04 | 4136 | | | | Y | 1 | 6014 | | |
| Trooper | | 92-97 | 4106 | | | | Y | 1 | 6015 | | |
| Jeep SUVs / Truck | | | | | | | | | | | |
| Commander (2WD, 4WD) | | 06-10 | 4157 | | | | Y | 1 | 6005 | | |
| Gladiator (2WD, 4WD) | | 19-20 | 4148 | | | | | 1 | 6134 | | |
| Grand Cherokee (2WD, 4WD) | | 05-10 | 4157 | | | | | 1.5 | 6005 | | |
| Grand Cherokee (2WD, 4WD) (not "up country") | | 92-98 | 4118 | | | | Y | 1 | 6118 | | |
| Grand Wagoneer (2WD, 4WD) | | 92-98 | 4118 | | | | Y | 1 | 6118 | | |
| Liberty (2WD, 4WD) | | 08-12 | 4170 | | | | | 1.5 | 6017 | | |
| Summit (sw only) | | 92-93 | 4105 | | | | Y | 1 | 6013 | | |
| Wrangler (except Rubicon) (2WD, 4WD) | | 07-17 | 4173 | | | | Y | 1 | 6106 | | |
| Wrangler Unlimited (except Rubicon) (2WD, 4WD) | | 07-17 | 4173 | | | | Y | 1 | 6106 | | |
| Wrangler (2WD, 4WD) | | 97-06 | 4157 | | | | | 1.5 | 6005 | | |
| Kia Van / SUV | | | | | | | | | | | |
| Sportage | | 16-22 | 4176 | | | | | 1 | 6027 | | |
| Sedona | | 06-16 | 4138 | | | | | 1.5 | 6017 | | |
| Landrover SUVs | | | | | | | | | | | |
| Defender 90 | | 90-97 | 4121- | | | | Y | 1 | 6003 | | |
| Discovery (with rear coil springs) | | 90-04 | 4121- | | | | Y | 1 | 6003 | | |
| Range Rover | | 90-96 | 4121- | | | | Y | 1 | 6003 | | |

Minimum tire to frame clearance requirements (check both sides): * = 7.50" ** = 3.00" *** = 9.50" + = 8.00" ++ = 6.00" +++ = 6.50"
 -0000- While supplies last # = Use spacer kit 2366 with lifted models ## = Use spacer kit 2366 with Z71 with Trail Boss and High Country
DO NOT EXCEED THE VEHICLE'S RECOMMENDED GROSS VEHICLE WEIGHT RATING (GVWR).
 Designed for stock vehicles. Cannot guarantee all fitments and compatibility with all aftermarket products.

APPLICATION GUIDE

| Make/Model | In-bed Hitch Compatible | Year | REAR APPLICATIONS | | | | | | | FRONT APPLICATIONS | | |
|--------------------------------------|-------------------------|-------|---|---|---|---|---|---|---|---|---|--|
| | | |  |  |  |  |  |  |  |  |  | |
| Lexus SUVs | | | | | | | | | | | | |
| LX 450 | | 96-98 | 4124 | | | | | Y | 1 | 6007 | | |
| LX 470 | | 99-07 | 4124 | | | | | Y | 1 | 6007 | | |
| LX 570 | | 13-18 | 4135 | | | | | Y | 2 | 6024 | | |
| LX 570 | | 09-12 | 4164 | | | | | Y | 2 | 6009 | | |
| Lincoln Cars / CUVs / Truck | | | | | | | | | | | | |
| Continental (with rear coil springs) | | 82-88 | -4106- | | | | | Y | 1 | 6015 | | |
| Mark IV (with rear coil springs) | | 84-87 | -4106- | | | | | Y | 1 | 6015 | | |
| Mark LT (2WD, 4WD) | | 05-08 | 2350 | | | | | Y | 1.5 | 6397 | | |
| MKC | | 15-19 | 4175 | | | | | Y | 1 | 6026 | | |
| MKZ | | 11-19 | 4170 | | | | | Y | 1 | 6017 | | |
| Towncar | | 80-89 | 4108 | | | | | Y | 1 | 6003 | | |
| Mazda Van | | | | | | | | | | | | |
| MPV | | 96-98 | 4105 | | | | | Y | 1 | 6013 | | |
| Mercury Cars / Van | | | | | | | | | | | | |
| Capri | | 79-86 | -4103- | | | | | Y | 1 | 6014 | | |
| Colony Park | | 83-97 | 4108 | | | | | Y | 1 | 6003 | | |
| Cougar | | 92-97 | 4105 | | | | | Y | 1 | 6013 | | |
| Cougar | | 80-88 | -4106- | | | | | Y | 1 | 6015 | | |
| Grand Marquis | | 98-08 | 4107 | | | | | Y | 1 | 6021 | | |
| Grand Marquis | | 83-97 | 4108 | | | | | Y | 1 | 6003 | | |
| Marquis | | 83-86 | -4103- | | | | | Y | 1 | 6014 | | |
| Sable (sw only) | | 86-98 | 4105 | | | | | Y | 1 | 6013 | | |

UPGRADE YOUR SET UP
see products on page 6



Single Analog
2158



Dual Analog
2178










0000 = Ride-Rite™ 0000 = Coil-Rite™ 0000 = RED Label

sw = Station Wagon

fwd = Front Wheel Drive

rwd = Rear Wheel Drive






Y = Yes

| Make/Model | | In-bed Hitch Compatible | Year | REAR APPLICATIONS | | | | | | | FRONT APPLICATIONS | |
|------------------------------|---|-------------------------|--------|---|---|---|---|---|---|---|---|---|
| | | | |  |  |  |  |  |  |  |  |  |
| Mitsubishi SUVs / Turck | | | | | | | | | | | | |
| Expo (2WD, 4WD) | | 92-93 | 4105 | | | | | Y | 1 | 6013 | | |
| Outlander | | 12 | 4182 | | | | | Y | 1 | 6026 | | |
| Outlander | | 07-09 | 4182 | | | | | Y | 1 | 6026 | | |
| Nissan Cars | | | | | | | | | | | | |
| Altima | | 05-15 | 4105 | | | | | Y | 1 | 6013 | | |
| Maxima | | 16-17 | 4105 | | | | | Y | 1 | 6013 | | |
| Maxima | | 05-08 | 4105 | | | | | Y | 1 | 6013 | | |
| Nissan Van | | | | | | | | | | | | |
| Quest | | 04-09 | 4118 | | | | | Y | 1 | 6118 | | |
| Nissan SUVs | | | | | | | | | | | | |
| Armada (2WD, 4WD) | | 06-22 | 4150 | | | | | Y | 1 | 6023 | | |
| Murano (2WD, 4WD) | | 16-18 | 4118 | | | | | Y | 1 | 6118 | | |
| Murano (2WD, 4WD) | | 15 | -4197- | | | | | Y | 1 | 6124 | | |
| Murano (2WD, 4WD) | | 03-08 | 4118 | | | | | Y | 1 | 6018 | | |
| Pathfinder (2WD, 4WD) | | 13-21 | 4118 | | | | | Y | 1 | 6018 | | |
| Pathfinder Armada (2WD, 4WD) | | 04-05 | 4150 | | | | | Y | 1 | 6023 | | |
| Pathfinder (2WD, 4WD) | | 87-95 | -4106- | | | | | Y | 1 | 6015 | | |
| Rogue (2WD, 4WD) | | 14-21 | 4175 | | | | | Y | 1 | 6026 | | |
| Xterra (2WD, 4WD) | | 05-15 | 2409 | | | | | Y | 1.5 | 9002 | | |
| Nissan Pickup Trucks | | | | | | | | | | | | |
| Frontier (2WD, 4WD) | | 05-19 | 2558 | | | | | Y | 1.5 | 6766 | | |
| Titan XD | Y | 16-21 | 2594 | | | | | Y | 1.5 | 6781 | | |
| Titan (2WD, 4WD) | | 04-15 | 2355 | | | | | Y | 1.5 | 6781 | | |

Minimum tire to frame clearance requirements (check both sides): * = 7.50" ** = 3.00" *** = 9.50" + = 8.00" ++ = 6.00" +++ = 6.50"
 -0000- While supplies last # = Use spacer kit 2366 with lifted models ## = Use spacer kit 2366 with Z71 with Trail Boss and High Country

DO NOT EXCEED THE VEHICLE'S RECOMMENDED GROSS VEHICLE WEIGHT RATING (GVWR).
 Designed for stock vehicles. Cannot guarantee all fitments and compatibility with all aftermarket products.

APPLICATION GUIDE

| Make/Model | In-bed Hitch Compatible | Year | REAR APPLICATIONS | | | | | | | FRONT APPLICATIONS | | |
|--|-------------------------|-------|---|---|---|---|---|---|---|---|---|--|
| | | |  |  |  |  |  |  |  |  |  | |
| Oldsmobile Cars / Van / SUV | | | | | | | | | | | | |
| Aurora | | 95-04 | 4105 | | | | | Y | 1 | 6013 | | |
| Bravada (2WD, 4WD) (with rear coil springs) | | 02-05 | -4106- | | | | | Y | 1 | 6015 | | |
| Cutlass Cierra | | 82-96 | -4103- | | | | | Y | 1 | 6014 | | |
| Cutlass Cruiser (sw only) (fwd only) | | 84-95 | -4103- | | | | | Y | 1 | 6014 | | |
| Delta 88, 98 (fwd only) | | 85-99 | 4107 | | | | | Y | 1 | 6021 | | |
| LSS | | 96-01 | 4107 | | | | | Y | 1 | 6021 | | |
| Toronado | | 79-85 | -4106- | | | | | Y | 1 | 6015 | | |
| Plymouth Cars / Truck | | | | | | | | | | | | |
| Acclaim | | 89-95 | 4105 | | | | | Y | 1 | 6013 | | |
| Caravelle | | 85-88 | 4105 | | | | | Y | 1 | 6013 | | |
| Reliant | | 81-94 | 4105 | | | | | Y | 1 | 6013 | | |
| Sundance | | 87-93 | 4105 | | | | | Y | 1 | 6013 | | |
| Pontiac Cars / Van / SUV | | | | | | | | | | | | |
| 6000 | | 82-91 | -4103- | | | | | Y | 1 | 6014 | | |
| Bonneville (fwd only) | | 00-05 | 4105 | | | | | Y | 1 | 6013 | | |
| Bonneville (fwd only) | | 87-99 | 4107 | | | | | Y | 1 | 6021 | | |
| Firebird, Trans Am | | 82-02 | 4103 | | | | | Y | 1 | 6014 | | |
| Ram Vans | | | | | | | | | | | | |
| Caravan, Grand Caravan | | 08-16 | 4169 | | | | | | 1 | 6013 | | |
| Ram 1500 Pickup Truck (for Dodge trucks before 2010 see Dodge listing) | | | | | | | | | | | | |
| Ram 1500 (2WD, 4WD) (not Power Ram or Rebel) | Y | 10-22 | 2595 | | | | | Y | 2 | 9047 | | |
| Ram 1500 (2WD, 4WD) (not Power Ram or Rebel) | Y | 19-22 | 4130 | | | 2836 | 2835 | Y | 1 | 6134 | | |
| Ram 1500 (2WD, 4WD) (not Power Ram or Rebel) | Y | 10-18 | 4185 | | | 2838 | 2837 | Y | 1 | 6133 | | |

UPGRADE YOUR SET UP
see products on page 6



App
2610



Single Analog
2158



Dual Analog
2178










0000 = Ride-Rite™ 0000 = Coil-Rite™ 0000 = RED Label

sw = Station Wagon

fwd = Front Wheel Drive

rwd = Rear Wheel Drive










Y = Yes

| Make/Model | In-bed Hitch Compatible | | REAR APPLICATIONS | | | | | | | | FRONT APPLICATIONS | |
|---|-------------------------|-------|-------------------|---|---|---|---|---|---|---|---|---|
| | | | Year |  |  |  |  |  |  |  |  |  |
| Ram 2500 Pickup Truck (for Dodge trucks before 2010 see Dodge listing) | | | | | | | | | | | | |
| Ram 2500 (2WD, 4WD) | Y | 14-22 | 2598 | 2706 | 2840 | 2839 | Y | 1.5 | 6873 8873 | 4193 | 6103 | |
| Ram 2500 (2WD, 4WD) | Y | 13 | 2299 | 2701 | 2848 | 2805 | Y | 1.5 2.5 | 6401 8401 | | | |
| Ram 2500 (2WD, 4WD) | Y | 10-12 | 2299 | 2701 | 2848 | 2805 | Y | 1.5 2.5 | 6401 8401 | | | |
| Ram 3500 Pickup Truck (for Dodge trucks before 2010 see Dodge listing) | | | | | | | | | | | | |
| Ram 3500 (2WD only) (not factory air assist) | Y | 14-22 | 2616 | | | | Y | 1.5 | 6401 | 4193 | 6103 | |
| Ram 3500 (4WD only) (not factory air assist) | Y | 13-22 | 2615 | 2710 | 2842 | 2841 | Y | 1.5 | 6401 8401 | 4193 | 6103 | |
| Ram 3500 (2WD, 4WD) | Y | 10-12 | 2299 | 2701 | 2848 | 2805 | Y | 1.5 2.5 | 6401 8401 | | | |
| Ram Commercial Vehicles (vehicles without factory bed) (for Dodge trucks before 2010 see Dodge listing) | | | | | | | | | | | | |
| Ram 3500 HD (2WD, 4WD) | | 10-22 | 2478 + | | | | | 2 | 6781 | | | |
| Ram 4500, 5500 (2WD, 4WD) (requires 2" clearance above frame) | | 10-22 | 2404 *** | | | | | 2 | 7714 | | | |
| Ram 3500 (4WD only) (dually only, with box delete) | Y | 10-12 | 2299 | 2701 | 2848 | 2805 | Y | 1.5 2.5 | 6401 8401 | | | |
| Saturn Van | | | | | | | | | | | | |
| Relay | | 05-07 | 4155 | | | | Y | 1 | 6020 | | | |
| Scion Cars | | | | | | | | | | | | |
| xA | | 04-07 | 4136 | | | | Y | 1 | 6014 | | | |
| xB | | 08-16 | 4136 | | | | Y | 1 | 6014 | | | |
| Sterling Commercial Vehicles (vehicles without factory bed) | | | | | | | | | | | | |
| Bullet (2WD, 4WD) (cab & chassis) | | 08-09 | 2478 + | | | | | 2 | 6781 | | | |
| Toyota Cars | | | | | | | | | | | | |
| ECHO | | 01-05 | 4118 | | | | Y | 1 | 6118 | | | |
| Prius | | 10-17 | 4136 | | | | Y | 1 | 6014 | | | |
| Yaris | | 07-16 | 4136 | | | | Y | 1 | 6014 | | | |

Minimum tire to frame clearance requirements (check both sides): * = 7.50" ** = 3.00" *** = 9.50" + = 8.00" ++ = 6.00" +++ = 6.50"
 -0000- While supplies last # = Use spacer kit 2366 with lifted models ## = Use spacer kit 2366 with Z71 with Trail Boss and High Country


DO NOT EXCEED THE VEHICLE'S RECOMMENDED GROSS VEHICLE WEIGHT RATING (GVWR).
 Designed for stock vehicles. Cannot guarantee all fitments and compatibility with all aftermarket products.

APPLICATION GUIDE

| Make/Model | | In-bed Hitch Compatible | Year | REAR APPLICATIONS | | | | | | FRONT APPLICATIONS | | |
|--|---|-------------------------|--------|--|---|---|---|--|--|--|---|--|
| | | | |  Rear Kit |  RED Label |  All-In-One Wireless |  All-In-One Analog |  No Drill |  Time (hours) |  Replacement Air Spring |  Front Kit |  Replacement Air Spring |
| Toyota Vans | | | | | | | | | | | | |
| Sienna (not AWD) | | 04-22 | 4155 | | | | | Y | 1 | 6020 | | |
| Sienna | | 98-03 | 4118 | | | | | Y | 1 | 6118 | | |
| Toyota SUVs | | | | | | | | | | | | |
| RAV4 (2WD, 4WD) | | 07-18 | 4174 | | | | | Y | 1 | 6028 | | |
| FJ Cruiser | | 07-14 | 4135 | | | | | Y | 2 | 6024 | | |
| 4Runner | | 98-21 | 4135 | | | | | Y | 2 | 6024 | | |
| Sequoia (with rear coil springs) (Not TRD Pro) | | 17-22 | 4124 | | | | | Y | 1 | 6007 | | |
| Sequoia (with rear coil springs) | | 08-16 | 4164 | | | | | Y | 1 | 6009 | | |
| Sequoia | | 01-07 | 4124 | | | | | Y | 1 | 6007 | | |
| Land Cruiser | | 08-22 | 4164 | | | | | Y | 2 | 6009 | | |
| Land Cruiser | | 91-07 | 4124 | | | | | Y | 1 | 6007 | | |
| Toyota Pickup Trucks | | | | | | | | | | | | |
| Tacoma (2WD only) | | 05-22 | 2410 | | | | | Y | 1.5 | 6762 | | |
| Tacoma Prerunner (2WD only) | | 05-22 | 2407 | | 2832 | 2831 | | Y | 1.5 | 6766 | | |
| Tacoma Prerunner (2WD only) | | 95-04 | 2304 # | | | | | | 2 | 6781 | | |
| Tacoma (4WD only) | | 05-22 | 2407 | | 2832 | 2831 | | Y | 1.5 | 6766 | | |
| Tacoma (4WD only) | | 95-04 | 2304 # | | | | | | 2 | 6781 | | |
| Tundra (2WD, 4WD), TRD | Y | 07-21 | 2445 | | 2858 | 2811 | | Y | 1.5 2.5 | 6410 | | |
| Tundra TRD (2WD only) | Y | 00-06 | 2245 | | | | | | 2 | 6781 | | |
| Tundra (4WD only) | Y | 00-06 | 2245 | | | | | | 2 | 6781 | | |

UPGRADE YOUR SET UP

see products on page 6



App
2610



Single Analog
2158



Dual Analog
2178










0000 = Ride-Rite™ 0000 = Coil-Rite™ 0000 = RED Label

sw = Station Wagon

fwd = Front Wheel Drive

rwd = Rear Wheel Drive

Y = Yes

| Make/Model | In-bed Hitch Compatible | Year | REAR APPLICATIONS | | | | | | | FRONT APPLICATIONS | | |
|--------------------|-------------------------|-------|---|---|---|---|---|---|---|---|---|--|
| | | |  |  |  |  |  |  |  |  |  | |
| Volkswagen Cars | | | | | | | | | | | | |
| CC | | 09-18 | 4176 | | | | | Y | 1 | 6027 | | |
| Beetle (not turbo) | | 12-22 | 4176 | | | | | Y | 1 | 6027 | | |
| Beetle Turbo | | 12-22 | 4175 | | | | | Y | 1 | 6026 | | |
| Eos | | 07-16 | 4176 | | | | | Y | 1 | 6027 | | |
| Golf | | 11-19 | 4176 | | | | | Y | 1 | 6027 | | |
| Golf GTI | | 07-19 | 4176 | | | | | Y | 1 | 6027 | | |
| Golf TDI | | 11-18 | 4176 | | | | | Y | 1 | 6027 | | |
| Golf Sport Wagen | | 16-22 | 4176 | | | | | Y | 1 | 6027 | | |
| Jetta | | 12-22 | 4176 | | | | | Y | 1 | 6027 | | |
| Jetta (not TDI) | | 07-10 | 4175 | | | | | Y | 1 | 6026 | | |
| Jetta Sport Wagen | | 12-13 | 4176 | | | | | Y | 1 | 6027 | | |
| Jetta Sport Wagen | | 09-10 | 4176 | | | | | Y | 1 | 6027 | | |
| Passat | | 12-22 | 4176 | | | | | Y | 1 | 6027 | | |
| Passat (not TDI) | | 98-06 | 4105 | | | | | Y | 1 | 6013 | | |
| Passat Wagen | | 07-09 | 4175 | | | | | Y | 1 | 6026 | | |
| Volkswagen Van | | | | | | | | | | | | |
| Routan | | 09-12 | 4169 | | | | | | 1.5 | 6013 | | |
| Volkswagen SUV | | | | | | | | | | | | |
| Atlas | | 18-22 | 4175 | | | | | Y | 1 | 2026 | | |
| Tiguan | | 09-22 | 4176 | | | | | Y | 1 | 6027 | | |

Minimum tire to frame clearance requirements (check both sides): * = 7.50" ** = 3.00" *** = 9.50" + = 8.00" ++ = 6.00" +++ = 6.50" -0000- While supplies last # = Use spacer kit 2366 with lifted models ## = Use spacer kit 2366 with Z71 with Trail Boss and High Country


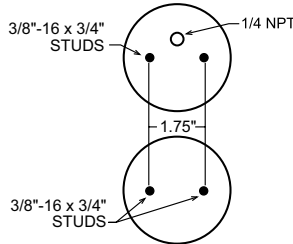
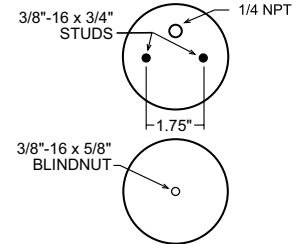
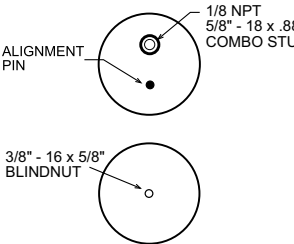

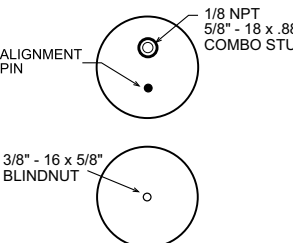
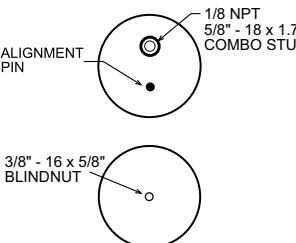
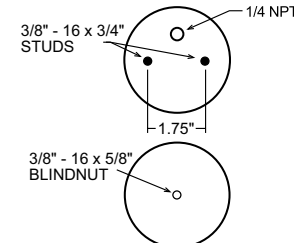
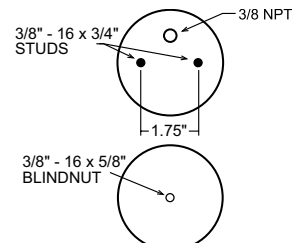
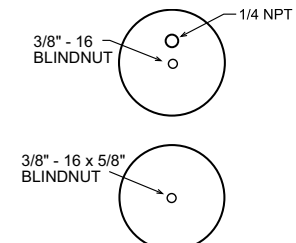
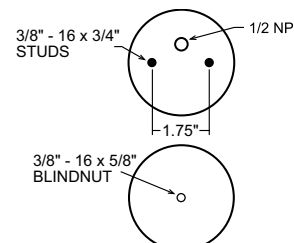
DO NOT EXCEED THE VEHICLE'S RECOMMENDED GROSS VEHICLE WEIGHT RATING (GVWR).
Designed for stock vehicles. Cannot guarantee all fitments and compatibility with all aftermarket products.

TOW LIKE A PRO




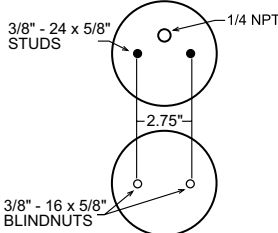
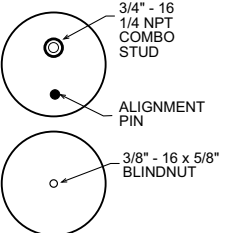
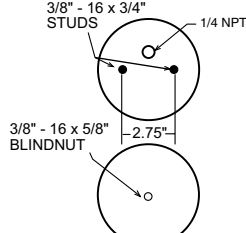

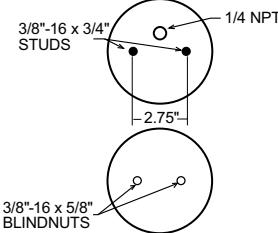
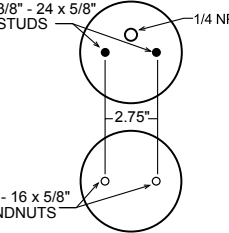
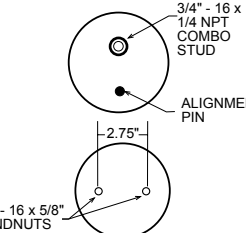

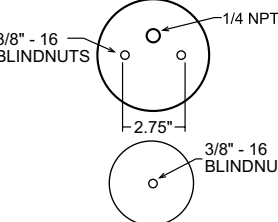
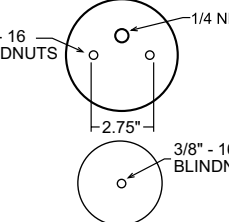
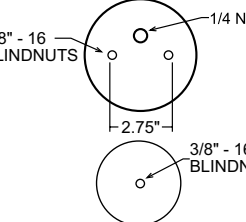
Standard air springs – up to 100 PSI

Ride-Rite is the original air spring provider, offering a wide variety of load-leveling solutions. Spring types include double convoluted, reversible sleeve, and tapered sleeve. Use this section to determine replacement air springs or the right air spring for your custom build.

| | | | |
|--|--|---|--|
| <div>268C</div> <div></div> <div>Compressed Height 2.80" Extended Height 7.00" Ride Height 4.50" - 5.50" Max. Diameter 6.40"</div> <div>1,600 lbs per air spring*</div> | <div>6764</div> <div></div> | <div>6762</div> <div></div> | <div>6766</div> <div></div> |
| <div>267C 1.5</div> <div></div> <div>Compressed Height 2.80" Extended Height 8.30" Ride Height 5.50" - 6.50" Max. Diameter 6.60"</div> <div>2,400 lbs per air spring*</div> | <div>6397</div> <div></div> | <div>6410</div> <div></div> | <div>6781</div> <div></div> |
| | <div>6782</div> <div></div> | <div>6784</div> <div></div> | <div>7882</div> <div></div> |


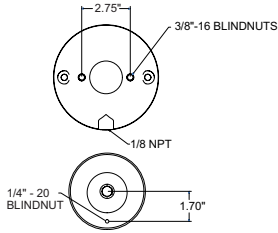
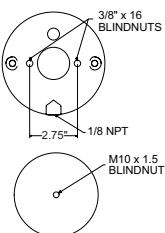

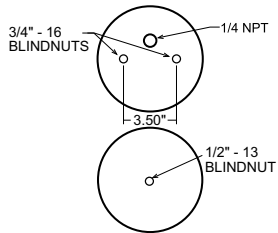
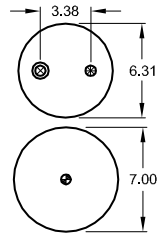
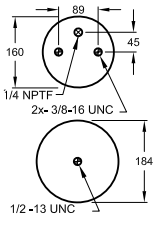

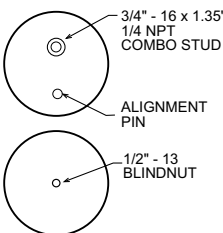
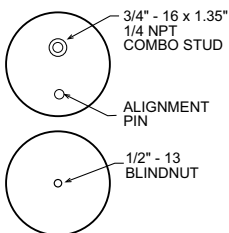
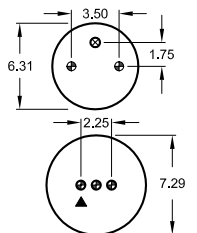
* Load is nominal @100 PSI. Load will vary with height & pressure.

SERVICE AIR SPRINGS & TECH SPECS

| | | | |
|--|--|--|---|
| <p>224C</p>  <p>Compressed Height 3.00" Extended Height 8.91" Ride Height 5.50" - 7.00" Max. Diameter 7.52</p> <p>2,500 lbs per air spring*</p> | <p>0335</p>  | <p>6401</p>  | <p>6873</p>  |
| <p>26C</p>  <p>Compressed Height 2.80" Extended Height 7.00" Ride Height 4.50" - 5.50" Max. Diameter 6.40"</p> <p>2,800 lbs per air spring*</p> | <p>7714</p>  | <p>7325</p>  | <p>7701</p>  |
| <p>110/70</p>  <p>Max. Diameter 5.70"</p> <p>1,500 lbs per air spring*</p> | <p>9000</p>  <p>Compressed Height 6.25" Extended Height 10.25" Ride Height 8.25"</p> | <p>9001</p>  <p>Compressed Height 4.37" Extended Height 8.37" Ride Height 6.38"</p> | <p>9002</p>  <p>Compressed Height 5.25" Extended Height 9.25" Ride Height 7.25"</p> |

* Load is nominal @100 PSI. Load will vary with height & pressure.

SERVICE AIR SPRINGS & TECH SPECS

| | | | |
|---|--|--|---|
| <p>140/95</p>  <p>Max. Diameter 6.44"</p> <p>1,500 lbs per air spring*</p> | <p>9047</p>  <p>Compressed Height 8.00" Extended Height 17.80" Ride Height 11.34"</p> | <p>9055</p>  <p>Compressed Height 6.50" Extended Height 13.50" Ride Height 8.90"</p> | |
| <p>1T14C1</p>  <p>3,200 lbs per air spring*</p> | <p>2107</p>  <p>Compressed Height 4.25" Extended Height 13.60" Ride Height 9.80" Max. Diameter 9.10"</p> | <p>2131</p>  <p>Compressed Height 3.20" Extended Height 12.25" Ride Height 6.60" Max. Diameter 6.62"</p> | <p>5311</p>  <p>Compressed Height 5.40" Extended Height 14.30" Ride Height 9.25" Max. Diameter 6.62"</p> |
| <p>1T14C3</p>  <p>3,200 lbs per air spring*</p> | <p>5294</p>  <p>Ride Height 6.00" Maximum Diameter 9.20"</p> | <p>5295</p>  <p>Ride Height 6.70" Maximum Diameter 9.20"</p> | <p>5412</p>  <p>Ride Height 11.00" Maximum Diameter 6.62"</p> |


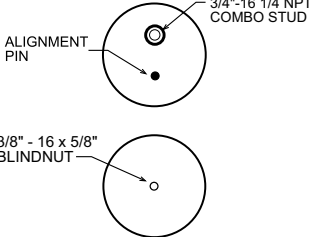
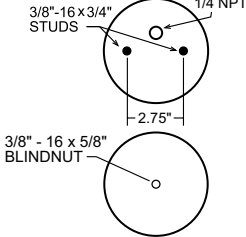

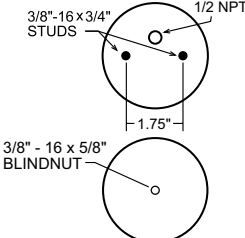
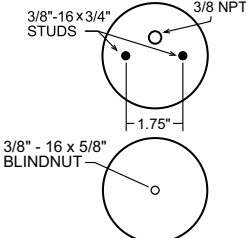
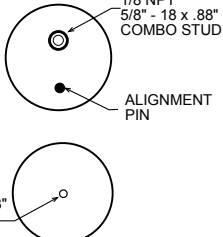
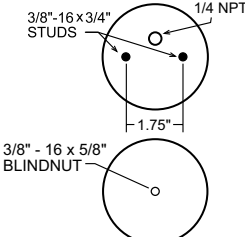
* Load is nominal @100 PSI. Load will vary with height & pressure.

FOR THOSE WHO DEMAND MORE

RED Label™ Extreme Duty air springs – up to 150 PSI per air spring

Firestone continues to raise the bar on high pressure and high-quality air springs with our RED Label™ edition. The air spring operates up to 150 PSI and has a test pressure of 400 PSI. **The RED Label™ parts are not intended to supplement the standard air springs in the standard Ride-Rite™ kits. The RED Label™ parts are intended for use with RED Label™ kits or on custom applications only.**



| | | | |
|---|---|--|---|
| <p>224C</p>  <p>Compressed Height 3.00" Extended Height 8.91" Ride Height 5.50" - 7.00" Max. Diameter 7.52"</p> <p>3,750 lbs per air spring*</p> | <p>8401</p>  <p>ALIGNMENT PIN</p> <p>3/4"-16 1/4 NPT COMBO STUD</p> <p>3/8" - 16 x 5/8" BLINDNUT</p> | <p>8873</p>  <p>3/8"-16 x 3/4" STUDS</p> <p>1/4 NPT</p> <p>2.75"</p> <p>3/8" - 16 x 5/8" BLINDNUT</p> | |
| <p>267C 1.5</p>  <p>Compressed Height 2.80" Extended Height 8.30" Ride Height 5.50" - 6.50" Max. Diameter 6.60"</p> <p>2,800 lbs per air spring*</p> | <p>7671</p>  <p>3/8"-16 x 3/4" STUDS</p> <p>1/2 NPT</p> <p>1.75"</p> <p>3/8" - 16 x 5/8" BLINDNUT</p> | <p>7703</p>  <p>3/8"-16 x 3/4" STUDS</p> <p>3/8 NPT</p> <p>1.75"</p> <p>3/8" - 16 x 5/8" BLINDNUT</p> | <p>8397</p>  <p>1/8 NPT 5/8"-18 x .88" COMBO STUD</p> <p>ALIGNMENT PIN</p> <p>3/8" - 16 x 5/8" BLINDNUT</p> |
| | <p>8781</p>  <p>3/8"-16 x 3/4" STUDS</p> <p>1/4 NPT</p> <p>1.75"</p> <p>3/8" - 16 x 5/8" BLINDNUT</p> | | |

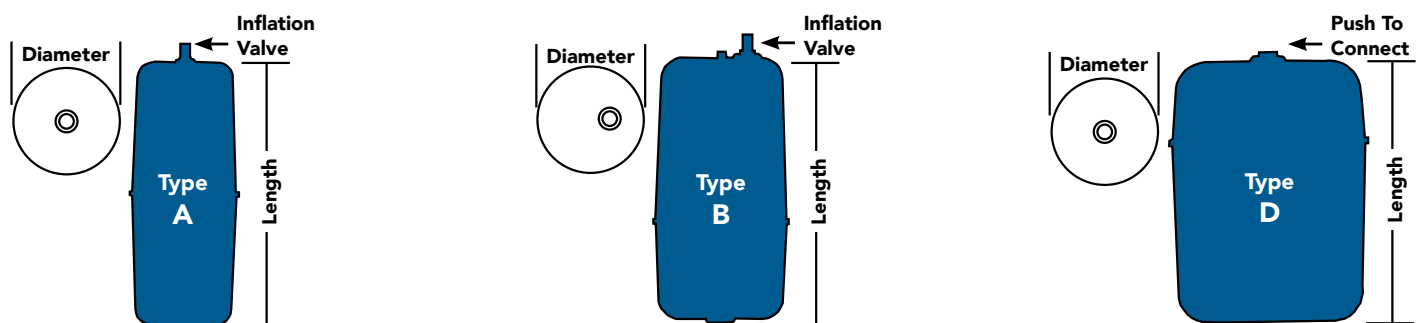
* Load is nominal @100 PSI. Load will vary with height & pressure.

THE NEXT LEVEL FOR COIL SPRINGS



Service parts and tech specs

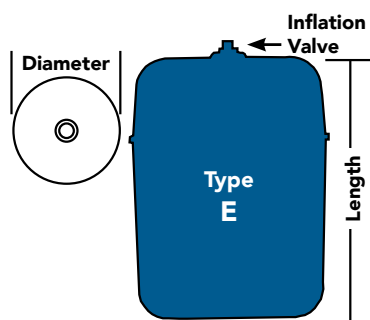
Coil-Rite air helper springs are designed to fit inside existing coil springs to create a variable spring rate for a variety of cars, minivans, light trucks, RVs and SUVs.



COIL-RITE™ SERVICE PARTS & TECH SPECS



Please note that items labeled with an "*" are available in kit form only.



| Coil-Rite™ spring | Diameter | Length | Type |
|-------------------|----------|--------|------|
| 6003 | 4.75" | 10.00" | D |
| 6005* | 5.50" | 5.00" | D |
| 6006* | 5.50" | 7.00" | D |
| 6007* | 5.50" | 8.00" | D |
| 6009* | 5.50" | 10.00" | D |
| 6013* | 4.00" | 5.00" | D |
| 6014* | 4.00" | 8.00" | D |
| 6015* | 4.00" | 9.00" | D |
| 6017* | 4.75" | 4.00" | D |
| 6018* | 4.00" | 7.00" | D |
| 6020* | 4.75" | 6.50" | D |
| 6021* | 4.75" | 9.00" | D |
| 6023* | 4.75" | 12.00" | D |
| 6024* | 4.75" | 7.50" | D |
| 6026* | 3.56" | 8.75" | D |
| 6027 | 3.56" | 7.00" | D |
| 6028* | 4.00" | 6.00" | D |
| 6100 | 3.56" | 10.50" | A |
| 6102* | 4.00" | 11.00" | B |
| 6103* | 4.75" | 10.00" | E |
| 6106* | 5.50" | 7.00" | E |
| 6111* | 4.00" | 8.00" | E |
| 6118* | 4.00" | 7.00" | E |
| 6125* | 4.00" | 11.00" | E |
| 6133 | 4.38" | 11.00" | E |
| 6134 | 5.00" | 11.00" | E |

AIR ACCESSORY SYSTEMS

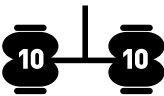

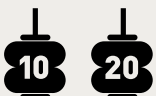

Air supply kits

On-board air source for inflating air springs, tires, rafts, and other pneumatic components. Kits include a compressor, an air tank, and a 25 ft. extension hose.

| AIR SUPPLY KITS | | | |
|-----------------|--|--|---|
| KIT NUMBER | AIR COMPRESSOR | AIR TANK | HOSE |
| 2047 | 0-30psi/14sec 0-60psi/35sec  9499 | 1/2 Gallon Tank  9124 | 25' Airhose  9006 |
| 2239 | 0-30psi/14sec 0-60psi/35sec  9499 | 3 Gallon Tank  9127 | 25' Airhose with Gauge  2311 |

Height control valve kits

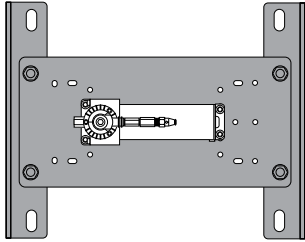
Automatically control the air spring height. Choose single or dual height leveling. **Requires Air Command™ or Air Supply system.** Kit includes installation hardware.

| HEIGHT CONTROL VALVE KITS | | |
|---------------------------|--|---|
| KIT NUMBER | SINGLE OR DUAL-LEVELING | VALVE(S) |
| 2186 | Single-leveling  | 1/8" NPT Ports  |
| 2017 | Dual-leveling  | 1/8" NPT Ports  |

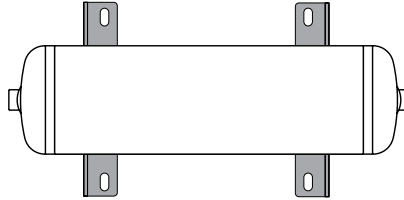
Mounting solutions

Firestone's Air Accessory mounting kits allow pre-assembly of the entire air accessory system, or simply a compressor and/or tank. The mounting plate with attached accessories can then be easily attached to the frame—without drilling—using the provided bail clamps.

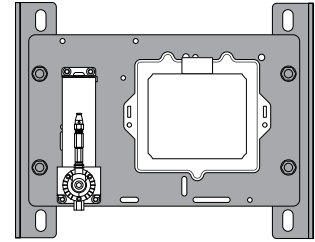
INSTALLATION EXAMPLES USING AIR ACCESSORY MOUNTING KITS



AIR COMPRESSOR



AIR TANK



AIR COMPRESSOR AIR TANK
(Air Compressor and ECU)




AIR SUPPLY KITS



| KIT NUMBER | USED TO MOUNT | KIT COMPONENTS | WORKS WITH THESE KITS |
|------------|-------------------------|----------------|---|
| 2496 | Air Tanks | | All Firestone tanks except 9166 |
| 2497 | Compressors | | For use with All-In-One Analog kits and kits below 2097 9284 2219 9287 2538 9377 9499 |
| 2530 | Air Tank and Compressor | | 2047 2266 2168 2543 2198 2549 2232 2591* 2239 2592* |
| 2612 | Compressor | | 2158 2610 2178 9235 2538 |

CONTROL PANELS

Control panel service parts

Add control panels to existing air supply setups to offer air pressure control at the flip of a switch. See important note below about electric and pneumatic options.

| METAL CONTROL PANELS | | | | | |
|---|--------------------------------|---|--------------------------------|---|------|
| SINGLE CONTROL | | DUAL CONTROL | | MONITORING ONLY | |
|  | |  | |  | |
| 4.38" x 2.75" | | 5.75" x 2.75" | | 3" x 2.75" | |
| Pneumatic | Replacement gauge (2.03" dia.) | Pneumatic | Replacement gauge (2.07" dia.) | Monitoring gauge | |
| White 2225 | 9181 | White 2241 | 9201 | White | 2196 |
| Black 2149 | | Black 2145 | | | |
| Electric | Replacement gauge (2.03" dia.) | Electric | Replacement gauge (2.07" dia.) | | |
| White 2229 | 9181 | White 2260 | 9201 | | |
| Black 2191 | | | | | |

| PLASTIC CONTROL PANELS | | | |
|---|-------------------|---|-------------------|
| SINGLE CONTROL | | DUAL CONTROL | |
|  | |  | |
| 5.25" x 2.73" | | 6.50" x 2.9" | |
| Pneumatic | Replacement gauge | Pneumatic | Replacement gauge |
| White 2570 | 9181 | White 2574 | 9201 |
| Electric | Replacement gauge | Electric | Replacement gauge |
| White 2572 | 9181 | White 2576 | 9201 |

| REPLACEMENT SWITCH – ALL CONTROL PANELS | |
|---|----------------------|
| Pneumatic | 9074 - With air tank |
| Electric | 9039 - No air tank |

How do I know if I need a pneumatic or an electric control panel?





- Pneumatic control panels are used in systems that utilize tanks and pull air from the tank
- Electric control panels activate the compressor directly and do NOT require a tank

What is the difference between single and dual control panels?

- Single control panels inflate and deflate one pair of air springs
- Dual control panels inflate and deflate two individual air springs or two pairs

Air compressors

Firestone air compressors are included in all Air Command™ systems, though they may be purchased separately. All Firestone compressors are direct drive compressors (no oil or belts), so the compressors can be mounted in any position, including upside down. Compressors should be mounted in a clean air location. Mounting holes are 3/16".

| AIR COMPRESSORS | | | | | | | | | | | |
|---|--------|-----------------------|-------|---|-------|-----------------------|-------|---|--------|-----------------------|-------|
| 9523 | | | | 9499 | | | | 9287 | | | |
|  | | | |  | | | |  | | | |
| Compressor dimensions | | Drill hole dimensions | | Compressor dimensions | | Drill hole dimensions | | Compressor dimensions | | Drill hole dimensions | |
| Length | 7.63" | Length | 5.50" | Length | 8.00" | Length | 7.19" | Length | 11.24" | Length | 8.31" |
| Width | 2.11" | Width | 1.41" | Width | 3.95" | Width | 3.31" | Width | 3.94" | Width | 3.31" |
| Height | 4.31" | | | Height | 6.30" | | | Height | 6.85" | | |
| 9164 | | | | <div>DO NOT SUBMERGE</div> <p>The compressors are designed to withstand the normal driving conditions of debris and moisture. Care should be taken that the compressors are not submerged into water.</p> | | | | | | | |
|  | | | | | | | | | | | |
| Compressor dimensions | | | | | | | | | | | |
| Length | 12.54" | | | | | | | | | | |
| Width | 5.65" | | | | | | | | | | |
| Height | 8.86" | | | | | | | | | | |

| AIR COMPRESSORS | Part no. | Max. air pressure | Air tank use (up to gal.) | Duty cycle† | Max. AMP draw | 0 - 30 PSI* | 0-60 PSI* | Warranty** (yr) | Repl. filter | CFM @ 100 PSI* |
|-----------------|----------|--------------------|---------------------------|-------------|---------------|-------------|-----------|-----------------|--------------|----------------|
| Standard Duty | 9523 | 120 PSI (8.3 BAR) | n/a | 9% | 13 AMPS | 17 sec. | 42 sec. | 1 | — | .32 |
| Heavy Duty | 9499 | 150 PSI (10.4 BAR) | 3 | 30% | 13 AMPS | 14 sec. | 35 sec. | 2 | — | .40 |
| Extreme Duty | 9287 | 150 PSI (10.4 BAR) | 6 | 100% | 23 AMPS | 7 sec. | 18 sec. | 2 | 9350 | .94 |
| Xtreme -alt | 9164 | 100 PSI (6.9 BAR) | 6 | 100% | 28 AMPS | 11 sec. | 24 sec. | 2 | — | - |

* Indicates flow rate - how long it takes to fill a 1/2 gallon air tank.
 ** See product-specific warranty guidelines for more information regarding warrantable manufacturing defects.
 †Duty cycle: time compressor is on.

Find parts and tools

Service parts include air fittings, switches, valves, and more. Some common parts include bulk bags to give professional installers the parts they need, when they need them.

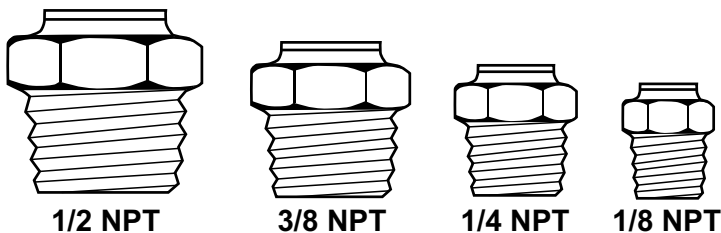
| | NAME | PART | DESCRIPTION | QUANTITY |
|---|--------------------------------------|-------------|---------------------------|------------------|
|  | Inflation valve | 3467 | 1/4" tubing | RETAIL PACK OF 2 |
| | | 3457 | 1/4" tubing | BULK BAG OF 6 |
| | | 3032 | 1/4" tubing | BULK BAG OF 25 |
|  | Male connector | 3465 | 1/4" tubing - 1/8 NPT | RETAIL PACK OF 2 |
| | | 3463 | 1/4" tubing - 1/4 NPT | |
| | | 3454 | 1/4" tubing - 1/8 NPT | BULK BAG OF 6 |
| | | 3455 | 1/4" tubing - 1/4 NPT | |
| | | 3046 | 1/4" tubing - 1/4 NPT | BULK BAG OF 25 |
|  | Male elbow | 3462 | 1/4" tubing - 1/4 NPT | RETAIL PACK OF 2 |
| | | 3456 | 1/4" tubing - 1/4 NPT | BULK BAG OF 6 |
| | | 3128 | 1/4" tubing - 1/8 NPT | BULK BAG OF 25 |
| | | 3031 | 1/4" tubing - 1/4 NPT | |
|  | Union T (Push-To-Connect) | 3461 | 1/4" tubing | RETAIL PACK OF 1 |
| | | 3453 | 1/4" tubing | BULK BAG OF 6 |
| | | 3025 | 1/4" tubing | BULK BAG OF 25 |
|  | Male branch swivel T | 3273 | 1/4" tubing - 1/4 NPT | BULK BAG OF 25 |
|  | Pressure switch | 9016 | 1/8 NPT male, 90-120 PSI | RETAIL PACK OF 1 |
| | | 9193 | 1/8 NPT male, 100-150 PSI | |
|  | Pressure switch | 9401 | 1/8 NPT male, 90-120 PSI | RETAIL PACK OF 1 |
| | | 9402 | 1/8 NPT male, 110-145 PSI | |
|  | Compressor check valve | 3468 | 1/8 NPT | RETAIL PACK OF 1 |

| | NAME | PART | DESCRIPTION | QUANTITY |
|---|------------------------------------|-------------|--|------------------|
|  | Compressor T | 3066 | 1/4" tubing - 1/8 NPT | RETAIL PACK OF 1 |
|  | Union | 3466 | 1/4" tubing | RETAIL PACK OF 1 |
| | | 3079 | 1/4" tubing | BULK BAG OF 25 |
|  | Tubing cutter | 9009 | Cuts air line squarely and cleanly | RETAIL PACK OF 1 |
|  | Coil-Rite™ elbow fitting | 3438 | Shrader to Push-To-Connect | RETAIL PACK OF 1 |
|  | Coil-Rite™ straight fitting | 3439 | Shrader to Push-To-Connect | RETAIL PACK OF 1 |
|  | Inflation valve bracket | 7560 | | RETAIL PACK OF 1 |
|  | Fuse tap kit | 2526 | The fuse tap kit provides an easy, low-impact method to connect the wire harness to the fuse box without splicing or soldering. Keeps the original circuit intact. | RETAIL PACK OF 1 |
|  | Extension hoses | 9006 | 25-ft. extension hose | RETAIL PACK OF 1 |
| | | 2311 | 25-ft. extension hose with gauge | |

Helpful Tools







The scale shown below may be used to assist in identifying the correct NPT (National Standard Taper Pipe Thread) fitting. Thread sealant is applied to the tapered threads. If the fitting is removed, use Teflon™ tape during reinstallation to prevent air leaks.

SHOWN ACTUAL SIZE



| NPT Size | Nominal outside diameter |
|----------|--------------------------|
| 1/2 | 0.840" |
| 3/8 | 0.675" |
| 1/4 | 0.540" |
| 1/8 | 0.405" |

SERVICE PARTS

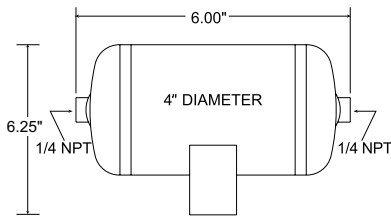
| | NAME | PART | DESCRIPTION | | |
|---|--|-------------|--|---------------|--------------|
|  | Dealer fitting pack 1 | 2359 | Includes 4 each: 1/4" union Ts, inflation valves, 1/4 NPT elbow fittings. | | |
|  | Dealer fitting pack 2 | 2360 | Includes 4 each: 1/4" union Ts, inflation valves, 1/4 NPT elbow fittings. Includes 2 each: 1/4" unions, 1/4 NPT straight fittings. | | |
|  | Dealer fitting pack 3 | 2395 | Includes 6 each: 1/4 NPT elbow fittings, inflation valves. Includes 2 each: Union Ts, 1/4 NPT straight fittings, union fittings. Also includes 100' of 1/4" air line tubing. | | |
|  | Dealer fitting pack 4 | 2567 | Includes 4 each: 1/4" union Ts, inflation valves, 1/8 NPT straight fittings. | | |
|  | Ride-Rite™/Sport-Rite™ air line service kit | 2012 | Includes 18' of red 1/4" air line, two 1/4 NPT elbow fittings, one union T, and two inflation valves. | | |
|  | Air line tubing | | SIZE | LENGTH | COLOR |
| | | 9416 | 1/4" | 30' | Red |
| | | 9145 | 1/4" | 100' | Red |
| | | 9153 | 1/4" | 30' | Black |
| | | 0006 | Coil-Rite™ 90° tubing | 18' | Blue |
| | | 0048 | Coil-Rite™ straight tubing | 18' | Blue |

Expand your air supply capabilities in the field

Firestone offers a wide selection of air tanks ranging from 1/4 gallon to 20 gallons. These air tanks are coated internally and externally to resist corrosion. They are tested to SAE J10 compliance and are capable of 150 PSI maximum pressure. **All tanks are made in the USA.**

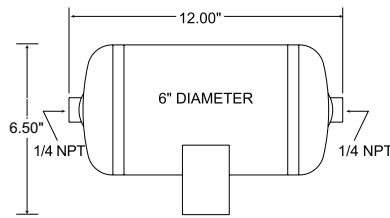
1/4 gallon air tank

9166

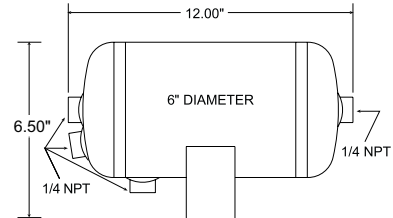


1 gallon air tanks

9125

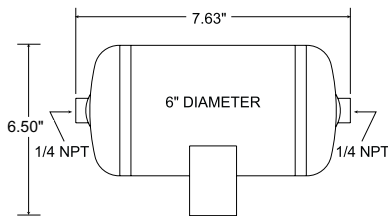


9244



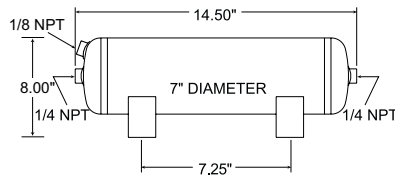
1/2 gallon air tank

9124

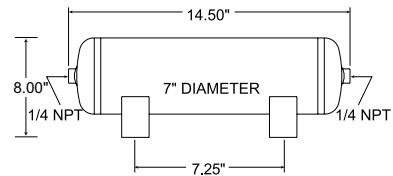


2 gallon air tanks

9420

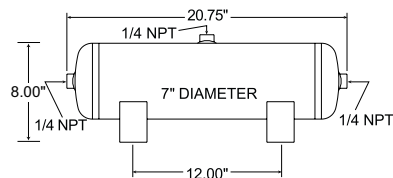


9126

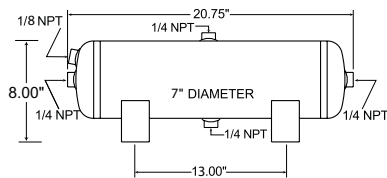


3 gallon air tanks

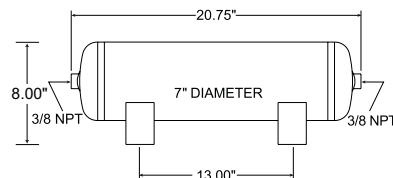
9148



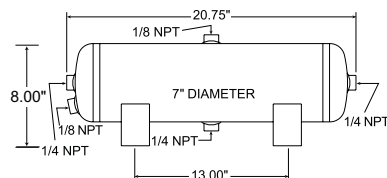
9227



9229



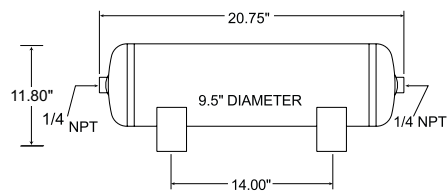
9245



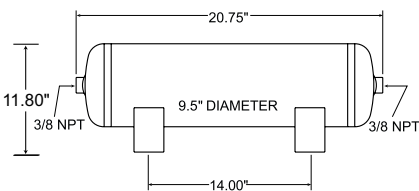
AIR TANKS

5 gallon air tanks

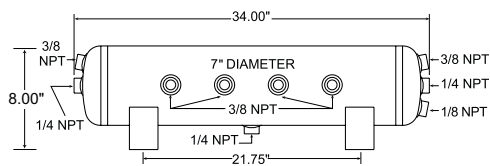
9191



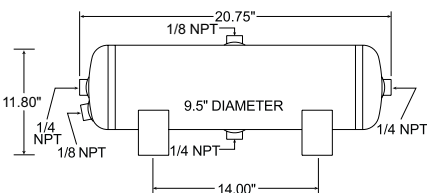
9231



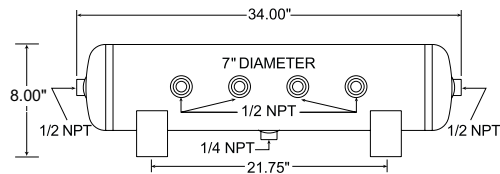
9242



9246

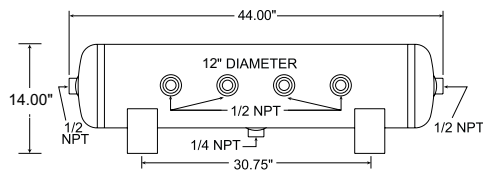


9248



20 gallon air tank

9277



What's covered

Firestone Industrial Products Company's Ride-Rite™ kits, components, and accessories are warranted against defects in workmanship and materials. This only applies to Firestone manufactured light duty kits.*

What's not covered

This limited warranty does not cover service or labor charges, freight or customs charges, lost wages due to down-time, neglect, abuse, misuse, misapplications, improper installation, failure due to external conditions or interference, overloading or alterations to the product, wear and tear, if bought from eBay, Craigslist, or other non-dealer sources, or custom applications.*

The information on the following pages was developed to illustrate common types of failures that may occur and to assist you in determining the cause and corrective action required.

What's the period of coverage*

| RIDE-RITE™, SPORT-RITE™, COIL-RITE™ KITS | |
|--|---------------------|
| Air Springs | Hardware & Brackets |
| Limited Lifetime | 2 Years |

| AIR-RITE™ ACCESSORIES | |
|---|--|
| Bumpers, Hardware, Fittings & Air Line | |
| 2 Years | |
| Air Compressor | |
| 1-2 Years (depending on model, refer to the website for specifics) | |

* Firestone reserves the right to change product components, specifications, and/or designs at any time for any reason without obligation to retrofit prior versions. Firestone supplies air springs to other manufacturers, including air, hitch, and other suspension companies. The air spring and component warranties for non-Firestone manufactured kits and systems are covered by the manufacturer of those products.

Ride-Rite™ Warranty Evaluation Guide

Firestone air springs are designed to provide years and thousands of miles of trouble-free service. The durability of Firestone air springs is such that they will often outlast other maintenance items on your suspension, such as bushings, shocks, and other components. Ride-Rite™ air springs are warranted to be free of material defects and/or workmanship for as long as the original purchaser owns the vehicle on which it was originally installed. The hardware and brackets which accompany the air spring are warranted for a period of twenty-four (24) months. This limited warranty begins on the original retail delivery date. Firestone may provide replacement parts if the hardware and/or brackets were determined by Firestone to be warrantable. All labor and incidental costs associated with replacing the defective air spring are the responsibility of the consumer.

Firestone offers a complete line of air springs, with products available for a variety of applications. Since each individual air spring is closely examined and pressure tested at the factory, the vast majority of warranty claims are found not to be defective; and failure typically occurs because of abuse caused by other problems associated with the suspension or a lack of sufficient air pressure.

Firestone

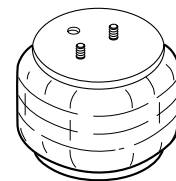
Firestone Industrial Products

Web: riderite.com
Email: rrtech@fsip.com

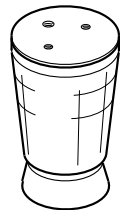
If emailing, please include the following:

- Name
- Phone
- Address
- Vehicle Make/Model/Year/Trim level
- Kit part number, if known
- Where and when you purchased the kit
- Brief description of issue
- Photos are helpful to identify part numbers and failure mode. If you cannot provide photos, Firestone can provide a shipping label for you to return the parts with a copy of the retail receipt for inspection.

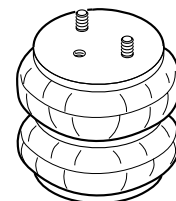
Product verification required; photos of claim can be used lieu of returning defective product.



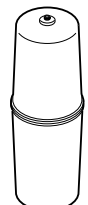
Single Convolved



Tapered Sleeve



Double Convolved



Coil-Rite™ Air Spring

Coverage

Firestone air springs are designed and built to the highest of standards and will provide years and thousands of miles of trouble-free service. Most failures are caused by improper application, installation, misuse, and abuse. The following examples are common failures that are NOT covered under warranty.



Puncture

Rubber bellows close-up

Appearance or Condition

- Irregular shaped cut in the bellows

Possible Causes

- Debris punctured the bellows
- Mounted too close to a sharp object



Bent Alignment Pin

Convolute shown

Appearance or Condition

- One side of alignment pin is pushed down toward the bead plate
- Marring or semicircular gouge in the top of the alignment pin
- Pin pushed in

Possible Causes

- Alignment pin was not installed into the alignment pin hole in the bracket
- Attachment hardware not tightened



Abrasion

Convolute shown

Appearance or Condition

- Hole rubbed into side of bellows or in area that rolls over piston (sleeve style)

Possible Causes

- Contacting a vehicle or other suspension component
- Inadequate air pressure
- Road debris
- Oversized tire contact
- Snow chain contact
- Inadequate tire to frame clearance



Circumferential Cuts

Convolute shown

Appearance or Condition

- Bellows cut or separated around the perimeter of bead plate or piston

Possible Causes

- Too much air pressure, over extended for long periods of time
- Bottoming out
- Air spring overextended
- Normal wear and tear over years of usage



NOT COVERED
UNDER WARRANTY

Bent or Broken Brackets & Bolts

Appearance or Condition

- Distorted shape
- Possible cracking or "tearing"

Possible Causes

- Not enough air pressure in the system for the load
- Overloading the vehicle/air springs
- Bottoming out



NOT COVERED
UNDER WARRANTY

Broken Piston

Appearance or Condition

- Cracked or broken piston

Possible Causes

- Road debris
- Not enough pressure in the system for the load
- Overloading the vehicle/air springs
- Installed height of air spring too short
- Bottoming out

Bottom of tapered sleeve shown (Sport-Rite™ application).

Bottoming Out

Appearance or Condition

- Bent brackets or beadplates
- Broken girdle hoop (convoluted parts), caps or pistons (sleeve parts)
- Cuts near the bead plates, caps, or pistons
- Leaking around blind nuts

Possible Causes

- Installation height is too low, resulting in air spring too short
- Not maintaining the minimum air pressure
- Not enough air pressure for the load
- Overloading the vehicle/air springs



NOT COVERED
UNDER WARRANTY



Tapered sleeve shown



NOT COVERED
UNDER WARRANTY

Coil-Rite™ shown

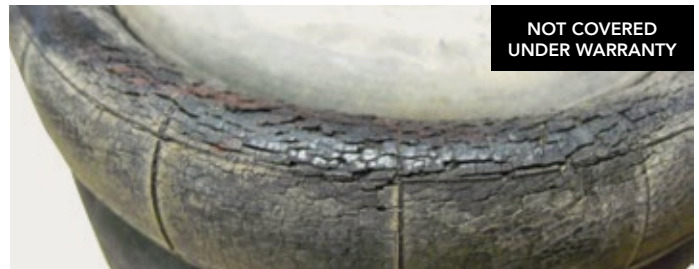
High Temperature / Over Inflation

Appearance or Condition

- Tear in the side of the part, material seems thin or "stretched"

Possible Causes

- Exposed to high temperature for long periods of time (too close to exhaust)
- Over inflation (see manual for max operating pressure)



NOT COVERED
UNDER WARRANTY

Cracked / Hard Bellows

Appearance or Condition

- Cracking in bellows around bead plates and caps or where the sleeve rolls over the piston
- Hard to the touch, no longer flexible

Possible Causes



- Exposed to high temperature for long periods of time
- Old air spring – Rubber ages and will wear out eventually; the air spring is not warrantable and needs to be replaced
- Normal appearance after product's end of life

Convoluted shown

WARRANTY GUIDE

Coverage

Do not open or disassemble your compressor, or spray with WD-40, to troubleshoot an issue. The compressor images below are for reference only. Do not take apart your compressor. This voids your warranty. Check out riderite.com for more warranty information.



NOT COVERED
UNDER WARRANTY

Compressor Cylinder Body

Appearance or Condition



- Compressor will not start
- Compressor will not pump air

Possible Causes

- Compressor was submerged
- Compressor inlet has pulled in moisture from environment

Possible Solutions

- Replace compressor
- Snorkel air filter to a dry, dust free location (max. 6ft.)



NOT COVERED
UNDER WARRANTY

Crank and Rod

Appearance or Condition

- Compressor will not start
- Compressor will not pump air

Possible Causes

- Compressor was submerged
- Compressor inlet pulled in moisture from environment

Possible Solutions

- Replace compressor
- Snorkel air filter to a dry, dust free location (max. 6ft.)



NOT COVERED
UNDER WARRANTY

Inlet Plate

Appearance or Condition

- Rust around threads of inlet port
- Compressor will not pump air
- Compressor runs at high current (blows fuses)

Possible Causes

- Compressor was submerged
- Air filter assembly was not installed properly

Possible Solutions

- Replace compressor
- Snorkel air filter to a dry, dust free location (max 6ft)



NOT COVERED
UNDER WARRANTY

Brushes / End Plate / Motor Housing

Appearance or Condition

- Compressor will not start

Possible Causes

- Compressor was submerged
- Compressor has stuck brushes

Possible Solutions

- Lightly tap on compressor motor housing farthest from compressor head
- Replace compressor

TECHNICAL TIPS & FREQUENTLY ASKED QUESTIONS

Air spring alignment

Air spring alignment is important to the operation of your air spring kit. Upon installation, visually align the air spring. Most kits allow for adjustment of the upper and lower brackets to assist in making the air springs vertical. In most instances, position the upper and lower brackets so that they are parallel. Remember to maintain proper design height. Refer to the installation manual for kit-specific procedures.

Push-To-Connect fittings

Firestone's push-to-connect air fittings are extremely easy to use. Once the length of the air line has been selected to span the distance from the air springs to the inflation valves, simply use a sharp knife or tube cutter (9009) to cut the air line as square as possible (Do NOT use side cutters or other devices that may smash the end of the air line). Then, push the air line into the fitting as far as possible.

Air spring pressure

Never run the air spring under the minimum recommended pressure. Never exceed the maximum recommended pressure.

Heat sources

Make sure there is at least 6" of clearance between the air spring and the nearest heat source. Kits for vehicles with less than this clearance have a heat shield included. Our kits are designed to work around factory exhaust systems. Aftermarket systems with larger tubes may cause interference or put heat too close to the air spring, which will damage the rubber.

Air spring clearance

After installing your air spring kit, make sure you have at least 1/2" of clearance around the entire air spring when inflated. A good rule of thumb is to use the thickness of your hand and feel around the entire air spring. If your hand comes in contact with anything on the vehicle, you may have an interference issue. If the object can be moved, relocate it. If the object cannot be moved, contact Firestone for further assistance. No part of the air spring kit (bellows, brackets, hardware) should rub on any lines (fuel, brake, electric) or contact anything but the mounting surfaces designed to support the brackets.

Air Accessory Systems

Firestone offers a wide range of Air Accessory Systems for all of your air spring requirements. Some quick tips that apply to all Firestone air accessories:

- 1.) All compressors are direct drive units (NO oil or belts). This means the compressor can be mounted in any position without detriment to the compressor.
- 2.) In systems using tanks, when connecting the compressor to a positive wire on the vehicle, make sure the wire is ignition activated. This will eliminate the possibility of the compressor running while the vehicle is turned off, which can drain your battery.
- 3.) The compressor can be mounted under the hood or on the frame rail behind a cross member. In order to allow enough airflow to the compressor, place the unit in a well-protected area free from debris and large amounts of water.

Q: Where can I buy your product?

A: You can find local retailers in the "Where To Buy" section of www.riderite.com.

Q: How do I remove my air line from the push-to-connect fitting without damaging the fitting?

A: Push the air line toward the body of the fitting. This will also force the collet, or collar, of the air fitting toward the fitting body. Hold the collet against the fitting, using a 5/16" open end wrench, and then pull the air line out after the collet releases the air line.

Q: Will this raise or lower the ride height of my truck?

A: No, the Ride-Rite™ kits are designed to work in the original suspension height and configuration. Changes to height can hurt performance or allow the parts to be stretched or compressed beyond their capability. The result is a premature failure.

Q: Does this allow my truck to carry more weight?

A: Absolutely not. Only the vehicle manufacturer can set the GVWR. Even with the air springs, you have the same brakes, axles, bearings, and frame stiffness, which in part determines the vehicle's load capability. The Ride-Rite™ air springs simply allow you to carry the maximum capacity of your truck more comfortably and without suspension sag (and the poor handling that comes with it).

Q: How long will the kit last?

A: The life expectancy depends on a variety of factors, including heat, environmental conditions, and how hard you are using your vehicle. Due to our superior construction and rubber compounds, which are the same as we use on our Airide™ commercial vehicle air springs, it is not unusual to see the Firestone air springs last for 4 or 5 years. When they weather-check (or dry-rot), like a tire, they need to be replaced.

Q: Will this make my rough ride go away?

A: When the vehicle is loaded, the air helper springs help the existing suspension carry the load and improve the ride a great deal. With the minimum pressure in an unloaded vehicle, there will be no change to the ride.

Q: Will it work for a lifted vehicle?

A: We have lifted kits available for some applications. Please see page 8 for our lifted applications.

Q: My system loses over 5 pounds of air a week. How do I find the leak?

A: Mix a solution of soap and water (about 1/5 liquid soap to 4/5 water) and spray it on the air line fittings, air spring, and compressor body and head (if you have an air compressor). If the fittings are leaking at the threads, tighten them or apply thread sealant. If the fitting is leaking at the air line, remove the air line, re-cut it squarely, and re-insert. If the air spring is leaking, send a picture to rttech@fsip.com to see if it is covered under warranty.

Q: Where can I buy air line or fittings?

A: Commercial vehicle shops carry DOT rated tubing or you can order them from your local retailer. Part numbers are on pages 38-40.

Q: Can I add a "T" fitting to inflate both air springs equally?

A: Yes, but adding a "T" fitting will not allow you to level side-to-side and will allow air to go from one side to the other, which sacrifices some of the stability that the Ride-Rite™ kit adds. Firestone does not include "T" fittings in most kits for this reason.

Q: Do I have to add an air compressor?

A: No, the kit comes with 2 inflation valves, one for each side of the vehicle. The inflation valves are the same as are used on a tire. When you check your tires monthly, check your air spring pressure as well. You can add air using any means you would use to inflate your tires. Your local Firestone Tire and Service center as well as Firestone Complete Auto Care, Tires Plus, Hibdon Tires Plus and Wheel Works stores provide free compressed air to their customers.

Q: Do I have to mount my compressor flat?

A: No, Firestone compressors are oil-less and can be mounted in any direction.

Q: Will putting the vehicle up on a hoist or a two post lift hurt the springs?

A: No. Firestone air springs use technology from our heavy truck Airide™ springs and can withstand thousands of pounds of pulling force without damage.

Q: Are Firestone Ride-Rite™ air springs still under warranty if I have a custom application?

A: It depends on the failure mode. If it's a manufacturing defect, we'll stand behind our product. If it's due to mis-use or application, such as over-extended, rubbing other parts, too much pressure, or other suspension design or fabrication issues, then we can't cover the air spring.

Q: Do I need to add a dryer to my compressor kit?

A: In our experience, intermittent use of our systems and how they're operated do not necessitate an air dryer. We recommend building loops into the air lines to act as traps for moisture so water does not flow back into the compressor head. See the installation guide for examples.

Q: Can I buy directly from Firestone?

A: No, we do not sell direct. For retail locations near you, please visit www.riderite.com and click Where To Buy.

Q: Is it okay to drive loaded at 100 PSI?

A: Yes, our air springs are designed and tested to withstand the roughest conditions. They will withstand pressure spikes they will see from driving over large bumps and uneven terrain.

These are the most frequently asked questions. For additional information, please consult the installation instructions on the web site, operator's guide, or visit riderite.com.



TOW LIKE A PRO




Firestone

Firestone Industrial Products CO., LLC

Nashville, TN, riderite.com

US Manufacturing Facilities: Dyersburg, TN • Williamsburg, KY



riderite.com

We are proud members and support the efforts
of the following trade associations:



MK2208 | RR2208 | Printed in USA

All trademarks are the property of their respective owners. Copyright © 2022 Firestone Industrial Products Company, LLC

Follow us online:



Firestone Ride-Rite



@FirestoneIP



@rideriteair



@FirestoneIP



firestoneindustrial-products